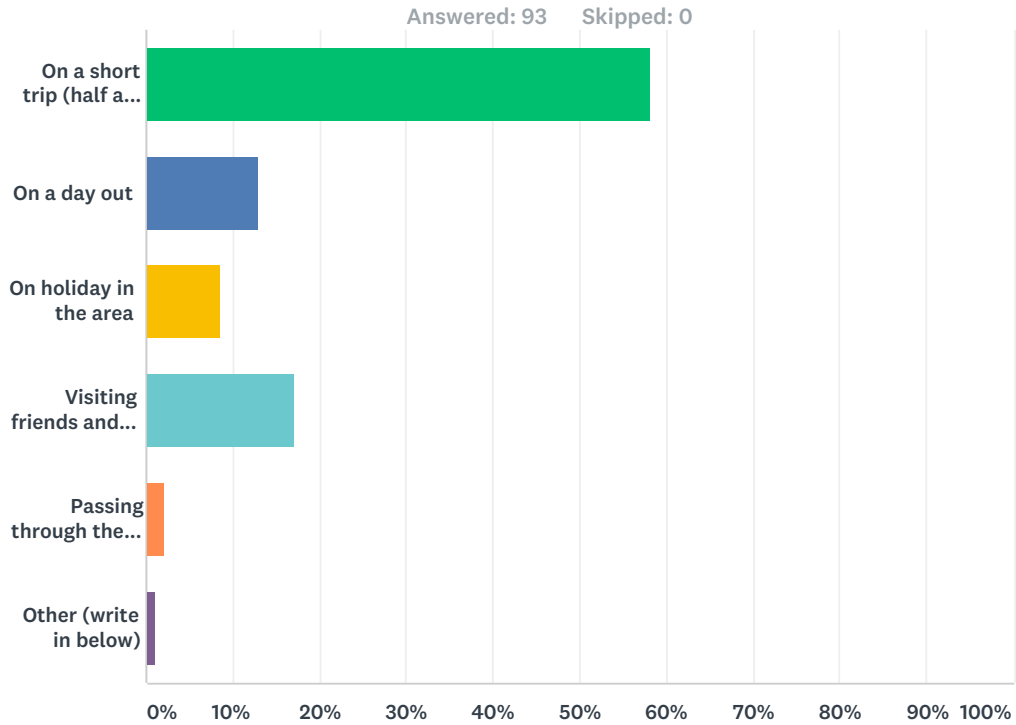
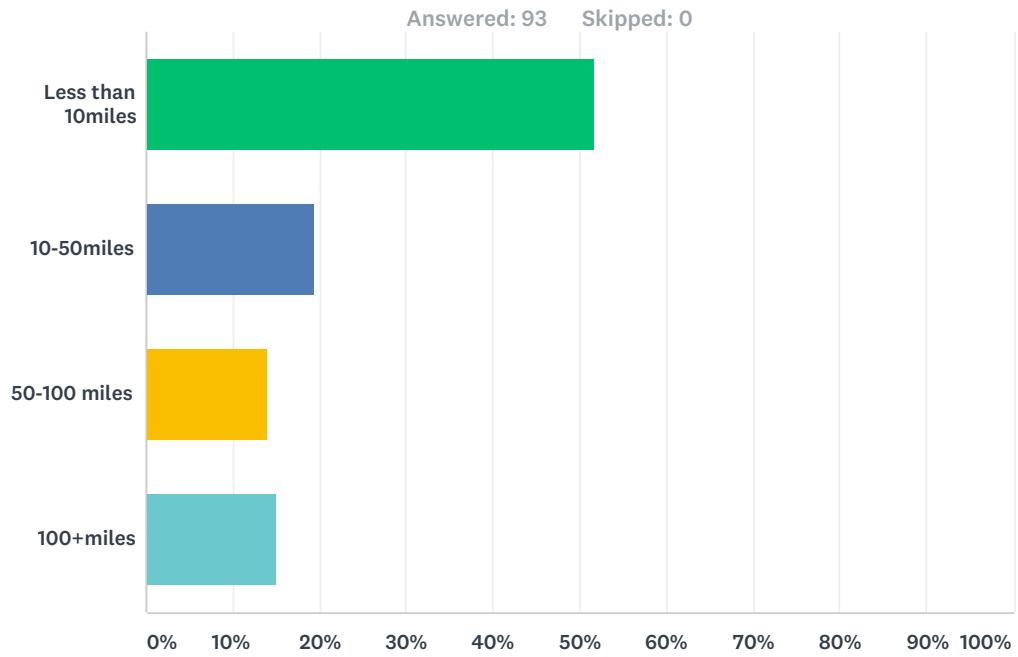


Q1 Which of the following best describes your situation today?



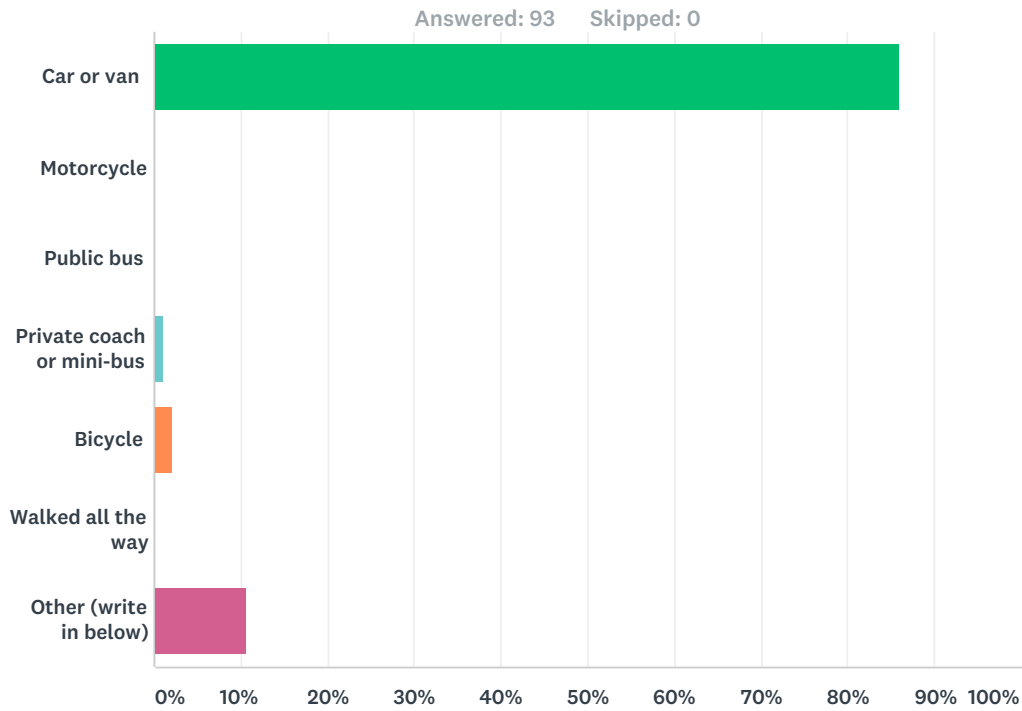
| Answer Choices | Responses | |
|---|-----------|----|
| On a short trip (half a day) | 58.06% | 54 |
| On a day out | 12.90% | 12 |
| On holiday in the area | 8.60% | 8 |
| Visiting friends and relatives on holiday in the area | 17.20% | 16 |
| Passing through the area to/from my holiday destination | 2.15% | 2 |
| Other (write in below) | 1.08% | 1 |
| Total Respondents: 93 | | |

Q2 How far did you travel to get here?



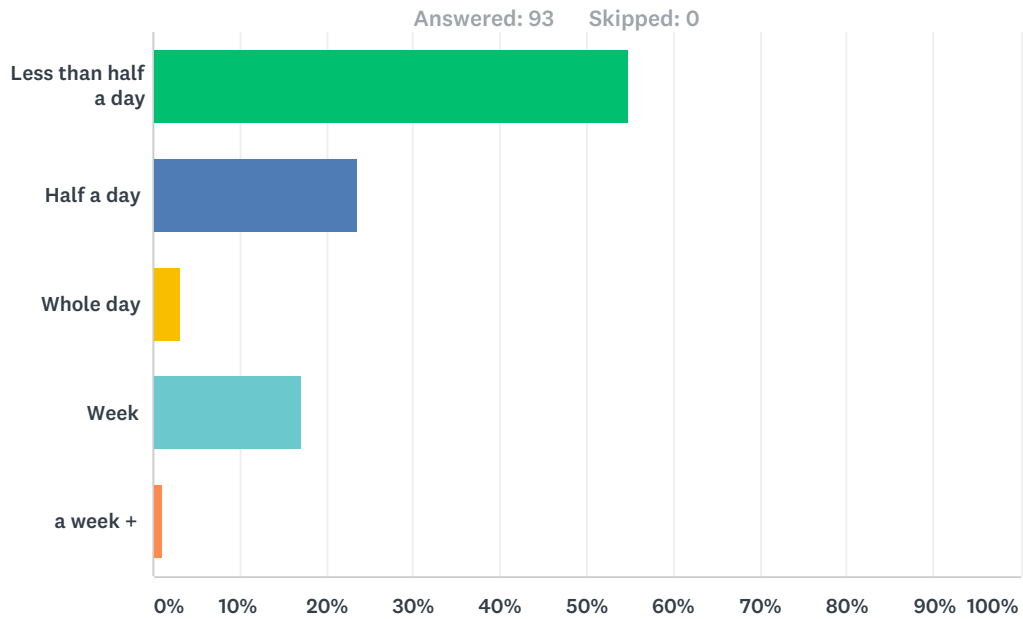
| Answer Choices | Responses | |
|-------------------|-----------|-----------|
| Less than 10miles | 51.61% | 48 |
| 10-50miles | 19.35% | 18 |
| 50-100 miles | 13.98% | 13 |
| 100+miles | 15.05% | 14 |
| Total | | 93 |

Q3 What was the main method of transport you used?



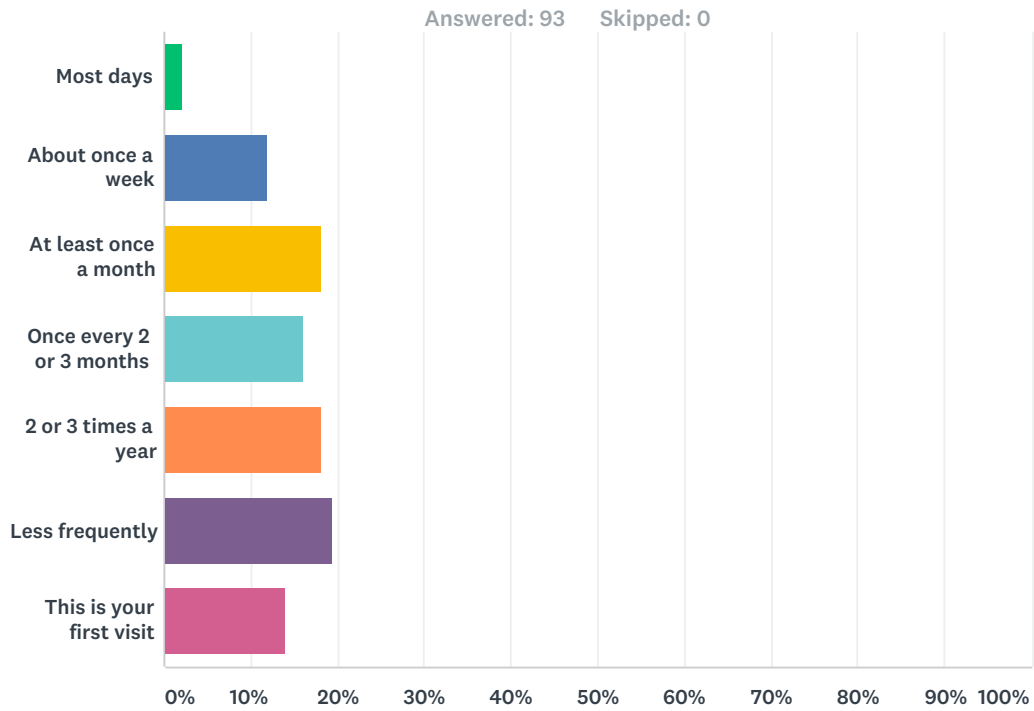
| Answer Choices | Responses |
|------------------------------|-----------|
| Car or van | 86.02% 80 |
| Motorcycle | 0.00% 0 |
| Public bus | 0.00% 0 |
| Private coach or mini-bus | 1.08% 1 |
| Bicycle | 2.15% 2 |
| Walked all the way | 0.00% 0 |
| Other (write in below) | 10.75% 10 |
| Total Respondents: 93 | |

Q4 How long have you spent or do you intend to spend here today?



| Answer Choices | Responses | |
|----------------------|---------------|-----------|
| Less than half a day | 54.84% | 51 |
| Half a day | 23.66% | 22 |
| Whole day | 3.23% | 3 |
| Week | 17.20% | 16 |
| a week + | 1.08% | 1 |
| Total | | 93 |

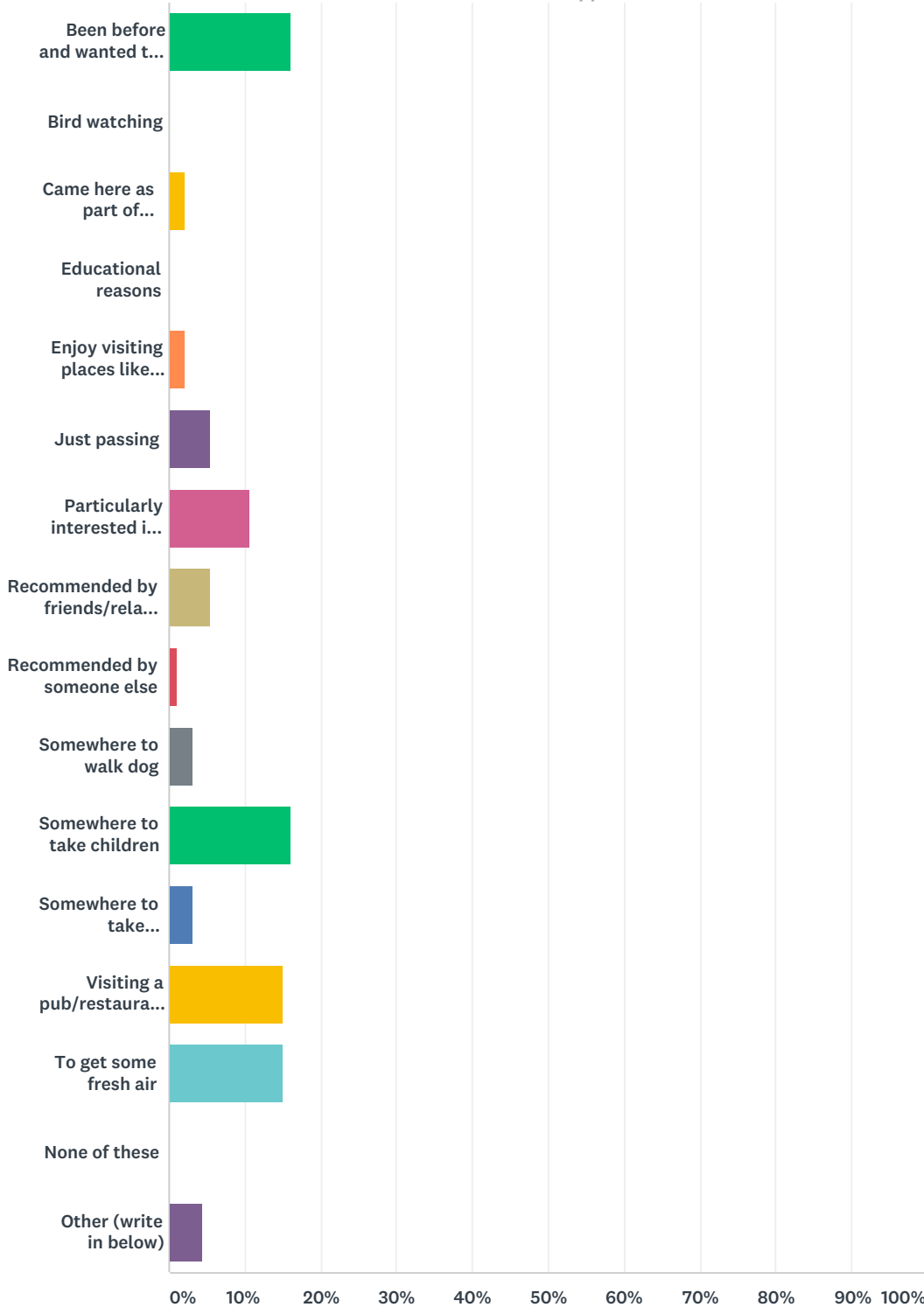
Q5 How often do you usually visit Hamble?



| Answer Choices | Responses |
|--------------------------|-----------|
| Most days | 2.15% 2 |
| About once a week | 11.83% 11 |
| At least once a month | 18.28% 17 |
| Once every 2 or 3 months | 16.13% 15 |
| 2 or 3 times a year | 18.28% 17 |
| Less frequently | 19.35% 18 |
| This is your first visit | 13.98% 13 |
| Total | 93 |

Q6 Which would you say is your main reason for visiting Hamble today?

Answered: 93 Skipped: 0

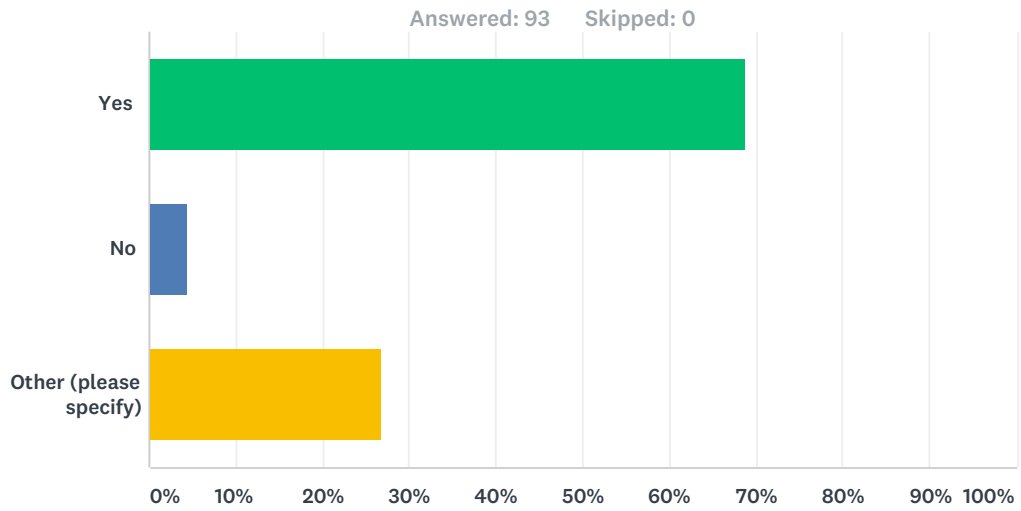


| Answer Choices | Responses |
|-------------------------------------|-----------|
| Been before and wanted to come back | 16.13% 15 |
| Bird watching | 0.00% 0 |

Hamble Visitor Survey

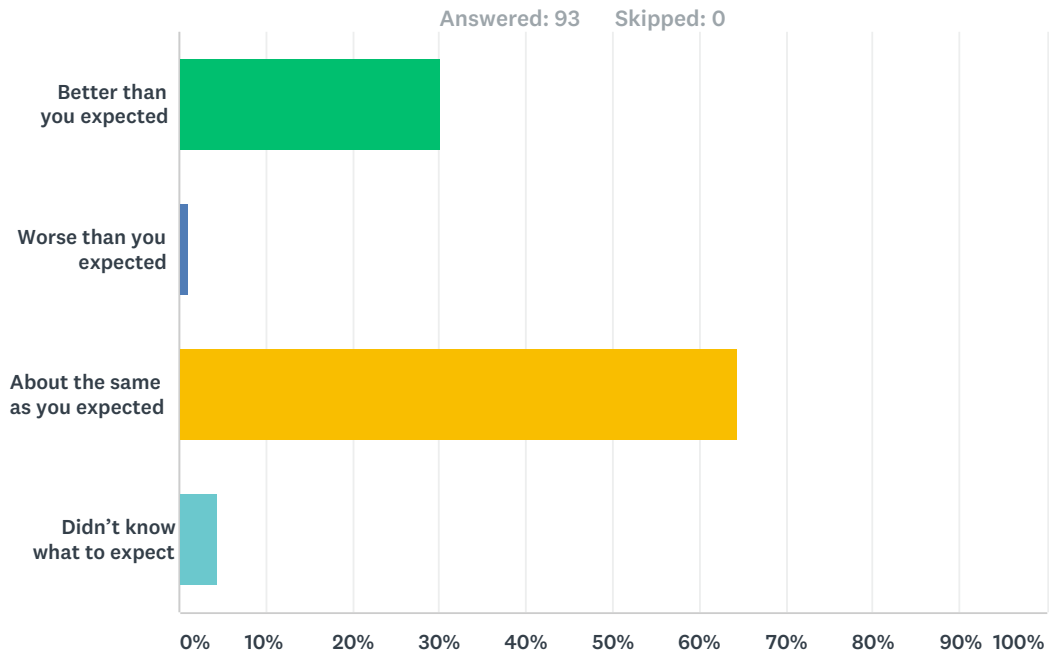
| | | |
|--|--------|----|
| Came here as part of organised trip | 2.15% | 2 |
| Educational reasons | 0.00% | 0 |
| Enjoy visiting places like this | 2.15% | 2 |
| Just passing | 5.38% | 5 |
| Particularly interested in nature at this site | 10.75% | 10 |
| Recommended by friends/relatives | 5.38% | 5 |
| Recommended by someone else | 1.08% | 1 |
| Somewhere to walk dog | 3.23% | 3 |
| Somewhere to take children | 16.13% | 15 |
| Somewhere to take friends/relatives | 3.23% | 3 |
| Visiting a pub/restaurant in the village | 15.05% | 14 |
| To get some fresh air | 15.05% | 14 |
| None of these | 0.00% | 0 |
| Other (write in below) | 4.30% | 4 |
| Total Respondents: 93 | | |

Q7 If you had food or beverage today was it good value?



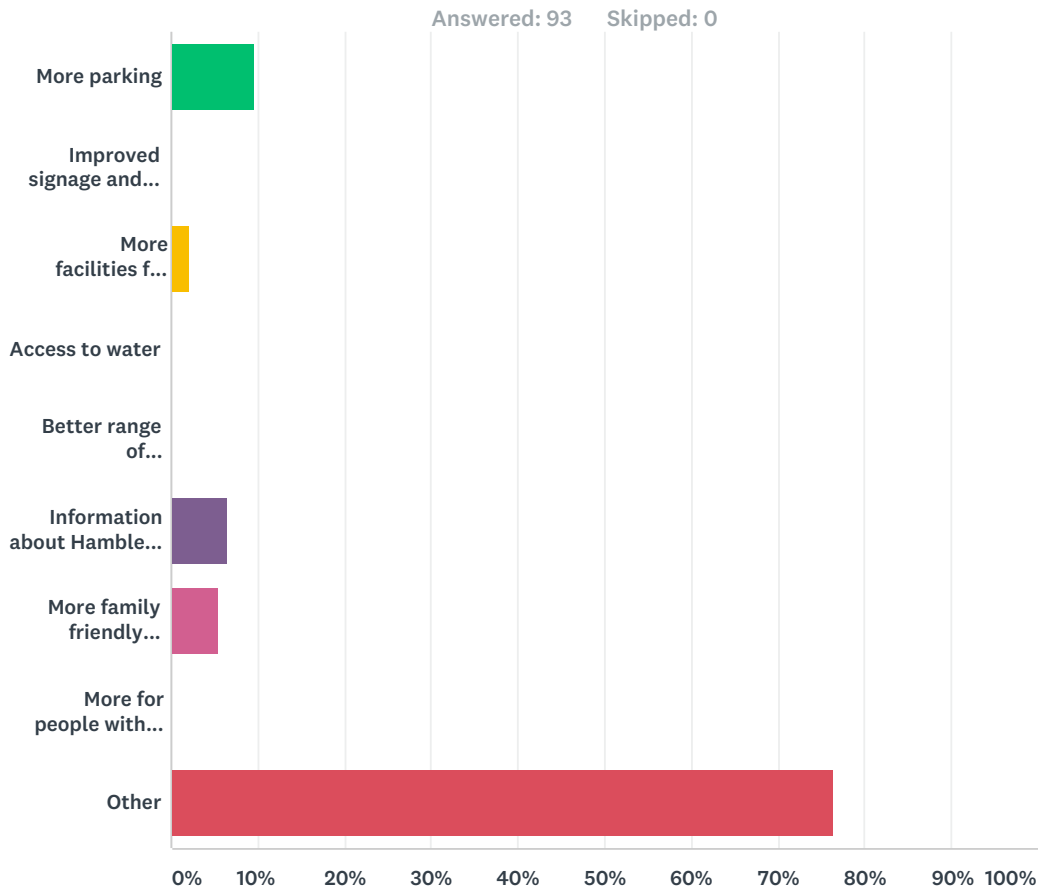
| Answer Choices | Responses | |
|------------------------|---------------|-----------|
| Yes | 68.82% | 64 |
| No | 4.30% | 4 |
| Other (please specify) | 26.88% | 25 |
| Total | | 93 |

Q8 Was your visit/day out here.....



| Answer Choices | Responses |
|--------------------------------|-----------|
| Better than you expected | 30.11% 28 |
| Worse than you expected | 1.08% 1 |
| About the same as you expected | 64.52% 60 |
| Didn't know what to expect | 4.30% 4 |
| Total | 93 |

Q9 What improvements would you recommend?



| Answer Choices | Responses |
|---|-----------|
| More parking | 9.68% 9 |
| Improved signage and footways | 0.00% 0 |
| More facilities for visitors - shops, cafes, pubs | 2.15% 2 |
| Access to water | 0.00% 0 |
| Better range of accommodation | 0.00% 0 |
| Information about Hamble and things to do | 6.45% 6 |
| More family friendly activities | 5.38% 5 |
| More for people with limited mobility | 0.00% 0 |
| Other | 76.34% 71 |
| Total Respondents: 93 | |