



Hamble-le- Rice Parish Council

Memorial Hall, High Street, Hamble-le-Rice, Southampton SO31 4JE
02380453422 clerk@hamblepc.org.uk

**A meeting of the Parish Council will be held on Monday 13 March 2017 at
Roy Underdown Pavilion, Baron Road, Hamble-le-Rice at 7.00pm.**

AGENDA

1. Apologies for absence
2. Declaration of interest and approved dispensations
3. To approve minutes of the Full Council Meeting 27th February 2017
4. Public session

Community and Partnership

5. Presentation on the new Community facility at the former Barclays Bank by Matt Blyth, Eastleigh Borough Council.
6. Planning applications

F/17/79951	Single storey rear extension, first floor terrace, raised patio to rear and alterations to elevation 14 Oakwood Way, Hamble-Le-Rice, Southampton, SO31 4HJ	DEL
F/17/80052	Two storey side extension, single storey rear extension, conversion of roof space to provide habitable accommodation and alterations to fenestration 2 Emmons Close, Hamble-Le-Rice, Southampton, SO31 4QF	DEL
C/17/80102	Erection of 1.5m high wall to site entrance 16 Crowsport, Hamble-Le-Rice, Southampton, SO31 4HG	DEL
T/17/80104	Fell 1no. Beech, 1no. Holm Oak and 1no. Lawson Cypress to rear 6 Copse Lane, Hamble-Le-Rice, Southampton, SO31 4QH	DEL

7. Playing Pitch strategy – Response

Finance

8. Audit report(s) – reports attached
9. Annual review of Financial Regulations – report attached
10. Refunds policy - verbal report
11. Member training – verbal update
12. Budget monitoring – report attached

Update reports on:

- 13.26/52/16 Coronation Parade Improvements
- 14.52/2/15 Hamble Lifeboat toilets
- 15.477/111/16 CPF Storage Building Project
- 16.360/91/16 Foreshore Waste bins

17. Correspondence relating to Council matters including:-

- a) From Eastleigh Borough Council.
Playing Pitch and Open Space Strategy – respond to EBC consultation.
- b) From Hampshire County Council.
River Hamble Harbour Management Committee – papers available in office/website
- c) Other correspondence.
Listed in separate appendix
Discussion with Hamble Primary school - verbal
HALC – letter on discretionary rate relief. - attached

Exempt Business - To propose and pass a resolution in accordance with the Public Bodies (Admission to Meetings) Act 1960 to exclude the public and press for the discussion of the following matters where publicity might be prejudicial to the special nature of the business.

18. Confirmation of the new Clerk – offer letter.
19. Hamble Lifeboat

Date: 21.02 2017.

Amanda Jobling, Clerk to the Parish Council.



**EASTLEIGH BOROUGH COUNCIL
SPORTS FACILITY NEEDS ASSESSMENT
& PLAYING PITCH STRATEGY UPDATE
CONSULTATION DRAFT REPORT
FEBRUARY 2017**

Produced in association with Land Use Consultants for:



CONTENTS

1: Introduction	3
2: Eastleigh Borough Context	7
3: Playing Pitch Strategy Update	18
4: Sports Facilities Needs Assessment	46
5: Recommendations	78

Appendices:

Appendix A	Playing Pitches Audit Data
Appendix B	Sports Facilities Audit Data
Appendix C	List of Consultees
Appendix D	Club Survey Questionnaire
Appendix E	Sports Market Segmentation Analysis
Appendix F	List of Abbreviations & Acronyms

Section 1 - Introduction

1.1 Background

Eastleigh Borough Council (EBC) commissioned Land Use Consultants (LUC) in association with Continuum Sport & Leisure (CSL) to undertake an update of the Council's existing Open Space Study (Updated October 2014)¹ alongside updates of the Council's Playing Pitch Strategy² prepared by Strategic Leisure (SL) in 2014 and the needs assessment for built sports facilities within the Borough Council's current Sports & Active Lifestyles Strategy 2016-2020³. This is required to ensure that the studies are sufficiently up-to-date and robust for use to inform policies in the emerging Local Plan 2011-2036.

The 2014 Submitted Eastleigh Local Plan 2011-2029 included policies relevant to Open Space such as; S5: Green infrastructure, DM31: Protection of recreation and open space facilities and DM32: Provision of recreation and open space facilities with new development. Following its submission to the Secretary of State in July 2014, the Eastleigh Borough Local Plan 2011-2029 was found unsound at examination hearings in November 2014, as the Inspector considered the proposed housing element to be insufficient to meet needs over the plan period.

Eastleigh Borough Council subsequently started work on a new Local Plan covering the period 2011-2036, and most recently consulted upon an Issues and Options document in December 2015. Therefore, its new policies are only emerging at this stage. However, the population is projected to grow by approximately 40,000 people over the 25 year plan period from 2011-2036. There is also expected to be significant ageing of the population as well as an increase in the working age population.

The Borough Council recognises that sport and recreation facilities are essential components of the built infrastructure that both drive and respond to growth and improvement across the Borough. The Council acknowledges that sport and recreation make a wider contribution to society than a narrow focus on sports participation might suggest. Sport and recreation play a key role in meeting key corporate policy priorities by contributing to improvements in the health and quality of life of residents to achieve a greener and more active Borough. The Council also notes that sport and recreation are integral and beneficial elements of shared service provision, such as school sites meeting the sporting needs of both education providers and the wider community. Ensuring a range of good quality sports facilities that are accessible and available to all residents to participate in sports and to sustain healthy lifestyles is a core aim of the Borough Council. A good infrastructure of sports facilities is also seen by the Council as integral to the health of the local economy, supporting area regeneration by attracting employers as well as tourist spend.

The following statistics show that, per 100,000 head of population, the health costs of inactivity in Eastleigh Borough in 2009/10 were below regional and national averages:

Table 1.1: Health costs of physical inactivity

Disease category	Eastleigh	Fareham	Test Valley	Winchester	Southampton	South East	England
Cancer lower GI	£143,661	£131,614	£133,207	£134,131	£283,200	£9,709,321	£67,816,189
Cancer breast	£130,264	£119,340	£120,784	£121,622	£126,610	£9,106,531	£60,357,887
Diabetes	£386,115	£353,735	£358,017	£360,500	£684,150	£27,701,104	£190,660,420
Coronary heart disease	£843,304	£772,585	£781,936	£787,360	£1,676,470	£65,517,904	£491,095,943
Cerebrovascular disease	£271,792	£248,999	£252,013	£253,761	£795,840	£21,137,006	£134,359,285
Total Cost	£1,775,136	£1,626,273	£1,645,958	£1,657,374	£3,566,270	£133,171,867	£944,289,723
Cost per 100,000 population	£1,484,606	£1,484,606	£1,484,606	£1,484,606	£1,426,574	£1,580,313	£1,817,285

Source: Sport England commissioned data from British Heart Foundation Health Promotion Research Group for PCTs, reworked into estimates for LAs by TBR. Measure: Health costs of physical inactivity, split by disease type. Time period(s): 2009/10

¹ Eastleigh Borough Council (October 2014) *Background Paper GI4, Planning for Open Space, Sport and Recreation (Former PPG 17) Study*. Available at: https://www.eastleigh.gov.uk/media/29668/ppi_PPG17_Study_updateOct2014.pdf

² Eastleigh Playing Pitch Strategy October 2014. Available at https://www.eastleigh.gov.uk/media/29662/ppi_PPG17-Annex2_PPS_Oct2014.pdf

³ Eastleigh Sports & Active Lifestyles Strategy 2016-2020 available at <https://www.eastleigh.gov.uk/media/192577/SAL-00-0915-Sports-Strategy-2016-FINAL.pdf>

The statistics at 1.2 underpin the role of sport and physical activity to the local economy and show the Gross Value Added (GVA) of businesses in the sports sector in Eastleigh in 2013 was greater than in the neighbouring Boroughs of Fareham, Test Valley and Winchester.

	Eastleigh	Fareham	Test Valley	Winchester	Southampton	South East	England
GVA (£m) from people participating in sport	£30.1	£21.4	£20.1	£23.0	£48.4	£2,076.1	£11,895.6
GVA (£m) from wider non participation interests	£9.0	£6.8	£4.7	£6.8	£19.9	£690.5	£8,504.4
Total sports GVA (£m): wages and operating profits	£39.1	£28.2	£24.8	£29.8	£68.4	£2,766.6	£20,399.9

Source: Sport England Economic Value of Sport – local model. Measure: Gross Value Added (GVA): sum of wages paid to employees and profits generated by businesses operating in the sports sector within the local area for people participating in sport and for wider non-participation interests (£m). Time period(s): 2013

There were over 1,000 sports jobs in Eastleigh Borough in 2013, again a larger number than in three of the four neighbouring local authority areas.

	Eastleigh	Fareham	Test Valley	Winchester	Southampton	South East	England
Total sports jobs (participation and non-participation)	1,096	775	689	801	1,956	80,321	451,396

Source: Sport England Economic Value of Sport – local model. Measure: Total sports jobs (both participation and non-participation jobs). Time period(s): 2013

Finally, table 1.4 shows the economic value of the health benefits of participating in sports in 2013 was higher than in Fareham Borough, similar to that in Test Valley District and lower than in the more populous city authorities of Winchester and Southampton.

	Eastleigh	Fareham	Test Valley	Winchester	Southampton	South East	England
Value of health benefits (£m)	£49.6	£36.5	£50.8	£56.8	£95.7	£3,477.1	£21,060.4

Source: Sport England Economic Value of Sport – local model. Measure: Economic value to the area of improved quality and length of life plus health care costs avoided due to participation in sports. Time period(s): 2013

This updated Sports Facilities Needs Assessment identifies the priorities for future sports facility and playing pitch provision, taking into account the important role of this sector to the Council's overall agenda and the forecast changes to the Eastleigh Borough population, and will help to inform the emerging policies in the Local Plan 2011-2036.

1.2 Study aims and objectives

The overall aims of this study are to:

- Provide an in depth refresh of the existing assessment of need for sports facilities summarised in the Sports & Active Lifestyles Strategy 2016-2020 and the Playing Pitch Strategy 2014 (prepared by Strategic Leisure) to provide a sound and robust evidence base of needs and deficiencies in these typologies of open space in order to inform policies within the emerging Eastleigh Local Plan 2011-2036; and
- To create an evidence base of facility needs that is compliant with National Planning Policy Framework (NPPF) and National Planning Practice Guide (NPPG) and which can be maintained to aid implementation of policies and the provision of sports and recreation facilities and opportunities for new provision during the plan period to 2036.

The objectives are to:

- Evaluate the quantity, quality, availability and accessibility of publicly accessible playing pitches and built sports facilities for most typologies of sports facilities (see list below)

- Identify any specific sports facility needs or deficiencies in the Borough now and likely to be required in the future
- Identify how new development should address existing sports facility deficiencies in the Borough
- Assess the sports facility needs in all areas of the Borough based upon a review of current and future supply and demand in consultation with stakeholders including sports bodies, facility operators and clubs and neighbouring local authorities in relation to cross-border issues and trends
- Make recommendations for priority sports facility enhancement and provision in all areas to justify the collection of developer contributions and provide information to help inform the spending of Community Infrastructure Levy (CIL)
- Provide a robust and comprehensive evidence base to underpin the development and implementation of detailed planning policies, and facilitate the future management, enhancement and protection of playing fields and other recreational assets.
- Provide an updated set of facility distribution maps to support the study and aid in the interpretation of the findings.

1.3 Methodology

The methodology for the updates agreed with the Council's project team and Sport England's Regional Planning Manager was as follows:

Playing Pitch Strategy - As the current strategy has been adopted for less than three years, it was agreed with Sport England's Regional Planning Manager in August 2016 that a wholesale review would not be necessary and that the review should be shaped by the guidance at paragraph E16 in the guidance for the preparation of Playing Pitch Strategies published by Sport England in October 2013⁴ i.e.

- How the delivery of the adopted PPS recommendations and action plan priorities have progressed
- How the adopted PPS has been applied to date (e.g. NGB engagement, monitoring and review) and lessons learnt that should be taken on board
- Any changes in relation to key clubs and sites in the study area (and in neighbouring local authority areas where relevant) by sport, including any key changes in demand - including cross border demand - and the perceived impact of these changes on facility needs
- Any new grassroots participation programmes, game formats, league facility requirements/regulations etc. with facility implications
- Any new or emerging issues and opportunities in the study area and neighbouring local authority areas.

A virtual steering group was formed with the agreement of the area facility planning representatives of main pitch sport governing bodies - The Football Association, The Rugby Football Union, England Hockey and The England & Wales Cricket Board - to endorse the above approach and to inform and guide the strategy update (stage A of the SE Guidance Methodology). To inform the needs analysis for artificial grass pitches, Sport England provided a summary Facilities Planning Model (FPM) report for Eastleigh Borough from the February 2016 national run of the model.

Each of the playing pitch sport governing bodies responded to the above key questions for the update and provided views and comments on the draft findings for their sport set out in Section 3 of this report and on the updated recommended priority sites and projects at Section 5.

Importantly, in the context of future planning policy and developer contributions, the timing of the preparation of the 2014 Playing Pitch Strategy by Strategic Leisure coincided with the launch of Sport England's revised methodology guidance. As a result, the 2014 PPS includes elements of the previous methodology guidance (as set out in Planning Policy Guidance Note 17), notably the use of a quantitative minimum per capita standard for provision of playing pitch land by local area (i.e. 1.46ha per 1,000 population).

⁴ Playing Pitch Strategy Guidance, October 2013. Available at <https://www.sportengland.org/media/3522/pps-guidance-october-2013-updated.pdf>

Sport England's current guidance strongly advises local planning authorities to move away from the use of per capita based standards in assessing and determining quantitative needs for playing pitches. Quantitative standards have become increasingly less useful and relevant as a planning tool for natural turf playing pitches with the increase in provision and use of artificial turf playing surfaces, supported by policy changes that have increased their use for competitive matches. Provision of any new AGP (or a change of playing surface to an existing AGP) has a large impact on the quantity of games that can be accommodated by the available stock of pitches in a local area (provided that the AGP is available for clubs and teams in the peak hours and charges are affordable). The impact on playing capacity is greater still if the AGP is registered with the relevant governing body as suitable for competitive matches.

In place of standards, the latest guidance advocates the use of local data on pitch supply and demand (current and forecast) on a site-specific basis (including consultation with sports governing bodies, site operators and user leagues and clubs) to determine playing pitch needs at the local level. From this data and consultation findings, a list of local area priorities for protection and enhancement of existing pitches and the provision of additional supply should be determined. This list of playing pitch facility needs should be used as the starting point for formulation of a plan for delivering these priorities (i.e. the playing pitch strategy). Also, the list of priorities should be used by the local planning authority to inform decision making on planning applications while also taking into account any additional relevant local sports requirements at the time of the application as advised by Sport England and/ or the national governing bodies.

Sports Facilities Needs Assessment - A broadly similar approach was agreed to the update of the needs assessment for the other types of sports facilities in scope (see below) in accordance with Sport England's published guidance dated July 2014⁵

In particular, the facility audit information (supply, demand, accessibility, availability) and needs findings within the adopted Eastleigh Sports & Lifestyles Strategy 2016-2020 were reviewed and updated through a process of fresh consultation with facility operators, town and parish councils, sports clubs and governing bodies and neighbouring local authority sports and leisure or planning officers. In addition, with regard to swimming pools and sports halls, Sport England provided summary Facilities Planning Model (FPM) reports for Eastleigh Borough from the February 2016 national run of the model.

As with the Playing Pitch Strategy update, the draft findings of the needs assessment for their sport set out in Section 4 of this report, together with the updated recommended priorities at Section 5, were circulated to the relevant sports governing bodies for views and comments prior to finalising the report.

Also as with the playing pitches, the recommended methodology for other sports facility types advocated by Sport England no longer includes the use of per capita standards. In place of standards, the new guidance advocates the use of local data on facility supply and demand including consultation with the relevant sports governing bodies, site operators and user leagues and clubs to determine sports facility needs by type at the local level.

1.4 Scope

At the initial client and consultant project team meeting it was agreed that the typologies of sports facilities to be included in the updates would be:

- **Playing Pitch Strategy** - As the existing Playing Pitch Strategy 2014 i.e. Natural turf and artificial grass playing pitches and supporting ancillary pavilion facilities for those sports named in the definition of a playing field within Sport England's Planning Policy Statement '*A Sporting Future for the Playing Fields of England*' -i.e. "*Playing pitch – a delineated area which, together with any run off area, is of 0.2 hectares or more, and which is used for association football, American football, rugby union, rugby league, hockey, cricket, lacrosse, rounders, baseball, softball, Australian football, Gaelic football, shinty, hurling, polo or cycle polo.*"
- **Sports Facilities Needs Assessment** - Swimming pools, sports halls, activity halls (at least one badminton court in size), gym and fitness facilities (at least 20 fitness training equipment stations), squash courts, bowling facilities, courts for tennis and/or netball, athletics, golf, archery and water sports.

⁵ Assessing Needs and Opportunities Guide for Indoor and Outdoor Sports Facilities, July 2014. Available at <https://www.sportengland.org/media/3599/20140722-anog-published.pdf>

1.5 Structure of this report

This first section of the report has introduced the update of the Eastleigh Sports Facilities Needs Assessment and Playing Pitch Strategy. The remainder of the report is structured into the following sections:

Section 2 - Borough Context

- Planning Policies
- Study Area
- Population
- Public Health
- Deprivation
- Sports Participation

Section 3 - Update of Playing Pitch Strategy

- Progress with delivery of recommendations and priority actions
- Application of strategy and lessons learnt
- Changes in supply and demand at key sites and clubs
- Sport specific changes
- New and emerging issues and opportunities

Section 4 - Sports Facilities Needs Assessment

For each sports facility type:

- Supply
- Demand
- Application of Planning Tools (where applicable)
- Consultation
- Conclusions - issues and opportunities

Section 5 - Recommendations to Protect, Enhance, Provide

- Priority sites and projects by sport and Local Area

Appendix A: Playing Pitches Audit Data - Quantity, Quality, Accessibility, Availability

Appendix B: Sports Facilities Audit Data - Quantity, Quality, Accessibility, Availability

Appendix C: List of consultees

Appendix D: Club questionnaire

Appendix E: Sports Market Segmentation analysis

Appendix F: List of Abbreviations and Acronyms

Section 2 - Borough Context

2.1 National and local planning policy framework

This section outlines the key national and local planning policies that have influenced the approach to this study. These should be considered when interpreting the study's findings for the purpose of the emerging Eastleigh Local Plan 2011-2036.

Approach to open space, sports and recreation facilities assessment

The National Planning Policy Framework (NPPF) includes a specific requirement for planning policy 'to be based on a robust and up to date assessment of the needs for open space, sports and recreation facilities and opportunities for new provision' (para. 73). This report, combined with the findings of the concurrent report by LUC updating Open Space needs, provides that evidence base for the purpose of the emerging Eastleigh Local Plan 2011-2036.

Loss or replacement of open space, sports and recreation facilities

The National Planning Policy Framework (NPPF) Paragraph 74 stipulates that existing open space, sports and recreational buildings and land, including playing fields, should not be built on unless:

- An assessment has been undertaken which has clearly shown the open space, buildings or land to be surplus to requirements; or
- The loss resulting from the proposed development would be replaced by equivalent or better provision in terms of quantity and quality in a suitable location; or
- The development is for alternative sports and recreational provision, the needs for which clearly outweigh the loss.

Protection of existing open space, sports and recreation facilities

At Borough level, Policy 145.OS of the current adopted Local Plan 2001-2011⁶ aligns with the NPPF and aims to protect open spaces and sports facilities in Eastleigh by stating that proposals resulting in the loss of land currently used for children's play, sports pitches, open space or outdoor sports will be rejected unless:

- i. The proposed development is ancillary to the principal use of the site and does not adversely affect the quality and quantity of pitches and their use; or
- ii. The proposed development only affects land which is incapable of forming, or forming part of, a playing pitch; or
- iii. The open space that would be lost as a result of the proposed development would be replaced by open space of equivalent or better quality and quantity in a suitable location, prior to the commencement of the development; or
- iv. The proposed development is for an outdoor or indoor sports facility of sufficient benefit to the development of sport to outweigh the detriment caused by the loss of the playing field; or
- v. In the case of school playing fields, the land is surplus to educational requirements and there is no local shortage of open space in the locality, for which the land could reasonably be used.

Provision of new or enhanced facilities for sports & recreation

Policy 148.OS of the current adopted Local Plan 2001-2011 aims to permit appropriate proposals which address deficiencies in the quality and quantity of sport and recreation facilities that were identified within its Sport & Recreation Strategy for the Borough of Eastleigh 2002-2007, particularly at:

- Hiltingbury Recreation Ground
- Fleming Park (as guided by a Plan for the Development of Fleming Park, 2002) - *A new, replacement for the leisure centre is in construction following an Options Appraisal & Feasibility Report, 2013*
- Chestnut Avenue - *Land to the south and east of Chestnut Avenue Meadow now falls within the North Stoneham development boundary. Existing playing fields may now be replaced elsewhere*
- Bishopstoke Recreation Ground - *Subsequently renamed 'The Hub'*
- Wyvern College
- Wildern School
- Hamble School
- Crestwood School
- Toynbee School
- Alderman Quilley School - *Subsequently merged with Crestwood School.*
- Southampton University's Wide Lane Sports Ground

Provision of new or enhanced playing field facilities including all weather pitches

Policy 149.OS of the current adopted Local Plan 2001-2011 states the Borough Council will support proposals to develop new facilities and the enhancement of existing playing field facilities, including the provision of all weather pitches, subject to their scale, siting and design conforming with policies for the protection of the environment.

Eastleigh Borough Council is currently updating its adopted Local Plan 2001-2011, with the aim of submitting it to the Secretary of State in 2017. This Study has been commissioned to ensure that the emerging Local Plan 2011-2036 meets the tests of soundness, particularly in relation to a robust evidence base for the new policies for playing pitches including all weather pitches that the Council intends to adopt through its Local Plan 2011-2036, and the emerging priority sites and projects for new and enhanced provision (replacing the per capita standard for playing pitches in the adopted Local Plan 2001-2011).

⁶ <https://www.eastleigh.gov.uk/media/28209/ppdModschapter9.pdf>

2.2 Changes to the national sports policy framework

In 2015 the Government adopted a new strategy for sport aimed at creating a more active nation. This policy direction is reflected in Sport England's new strategy from 2017 to use sport as a tool to support the public health agenda in particular addressing the issue of inactivity as a cause of poor public health outcomes. While this change is reflected in the Borough Council's Sports & Active Lifestyles Strategy 2016-2020, the Borough Playing Pitch Strategy pre-dates this change in policy direction.

'Towards an Active Nation 2017-2021', Sport England

In May 2016, Sport England published its successor four-year strategy to 'A Sporting Habit for Life', which invested over £1 billion of National Lottery and Exchequer funding between 2012 and 2017 with the aim of creating a meaningful and lasting community sport legacy by growing sports participation at the grassroots level including £160 million into building and improving sports facilities.

Sport England's new strategy, 'Towards an Active Nation', has its main focus on tackling inactivity and will invest £250 million over five years to engage those who currently do less than 30 minutes of moderate intensity physical activity a week (currently 29% of the adult population in England rising to 42% of people aged 55 and over). Research shows that those who do the least activity stand to benefit the most, even if it's just small changes like gentle jogging, swimming or playing rounders in the park. As well as continuing to support people who already play sport, there will be a much greater emphasis on groups who are typically much less active such as women, disabled people and those from lower-socio-economic backgrounds. This new strategic emphasis is Sport England's response to the Government strategy 'Sporting Future: A New Strategy for an Active Nation' published in December 2015. Protecting and enhancing the sports facility infrastructure across the Borough will help to achieve these objectives at a local level in Eastleigh.

2.3 The Study Area

Eastleigh is primarily a suburban Borough located within Hampshire, adjacent to the City of Southampton. Figure 2.1 shows the extent of the study area identifying neighbouring Boroughs and its component five Local Area Committee (LAC) boundaries. Each local area committee has its own budget and is able to use this in whatever way it thinks is appropriate to meet local circumstances, provided it operates within overall council guidelines. Ten parish councils play a key role as providers of playing pitches and small scale built sports facilities within their respective parish boundaries (see Figure 2.2).

Figure 2.1: The Study Area - Eastleigh Local Areas and Neighbouring Local Authorities

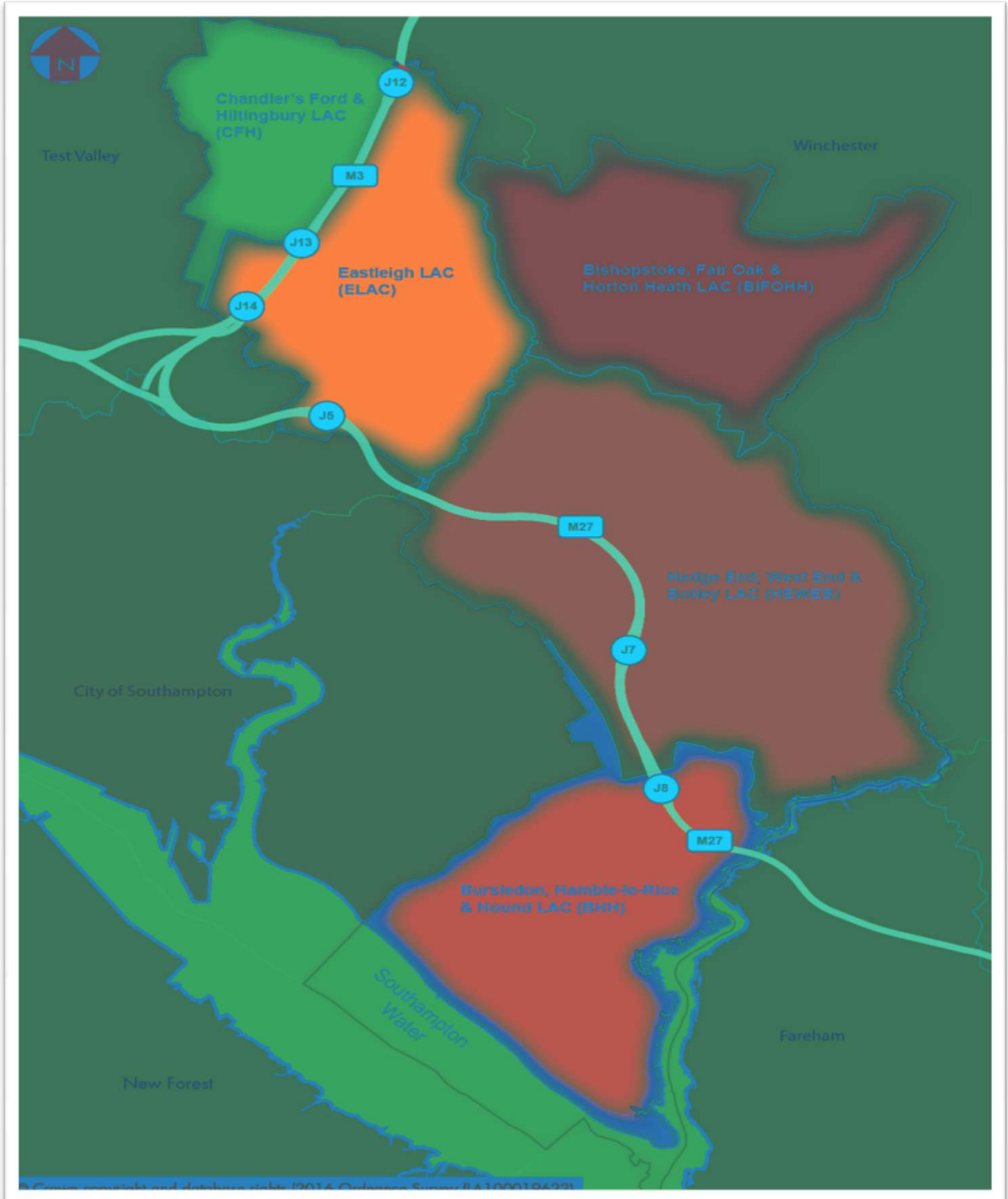
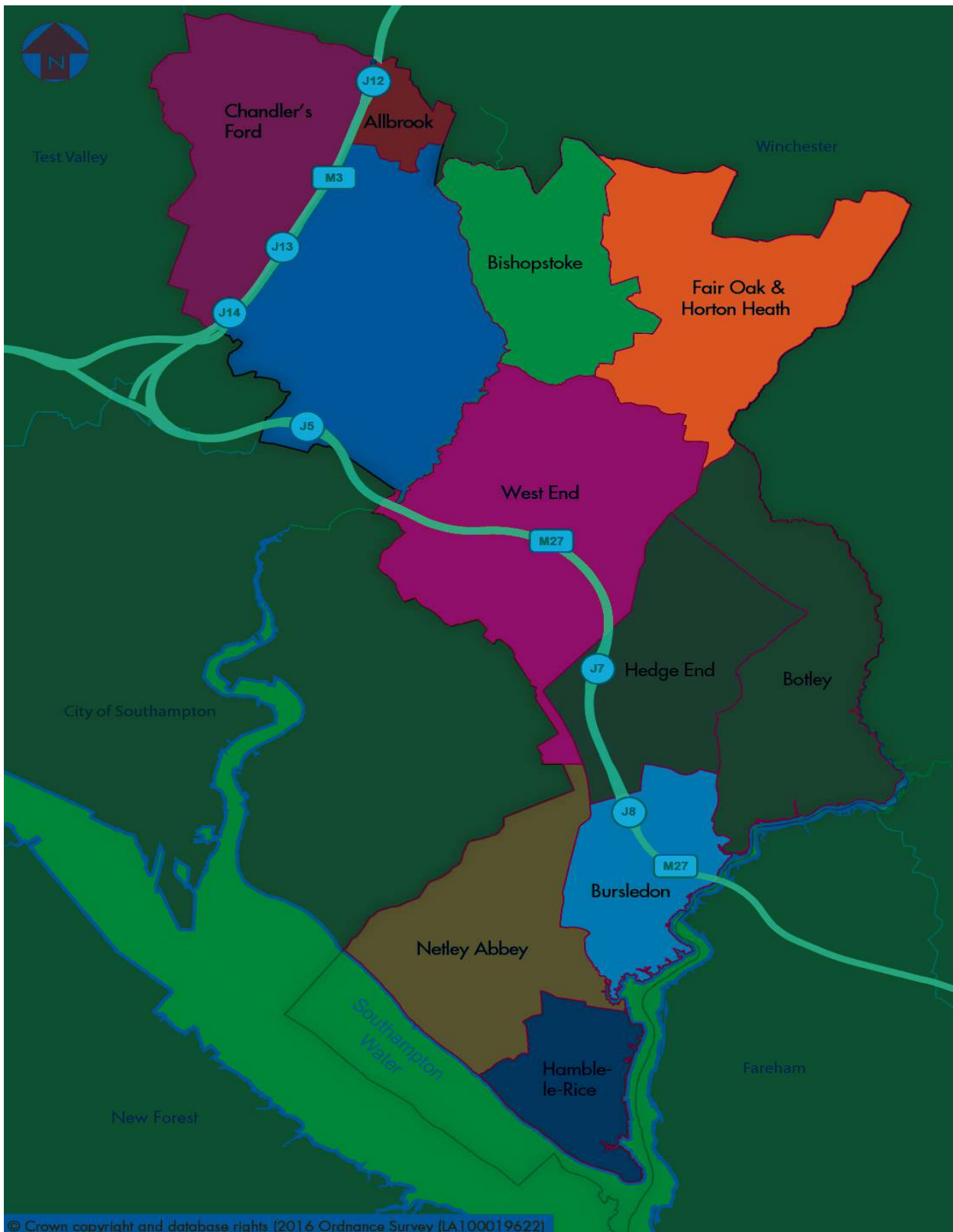


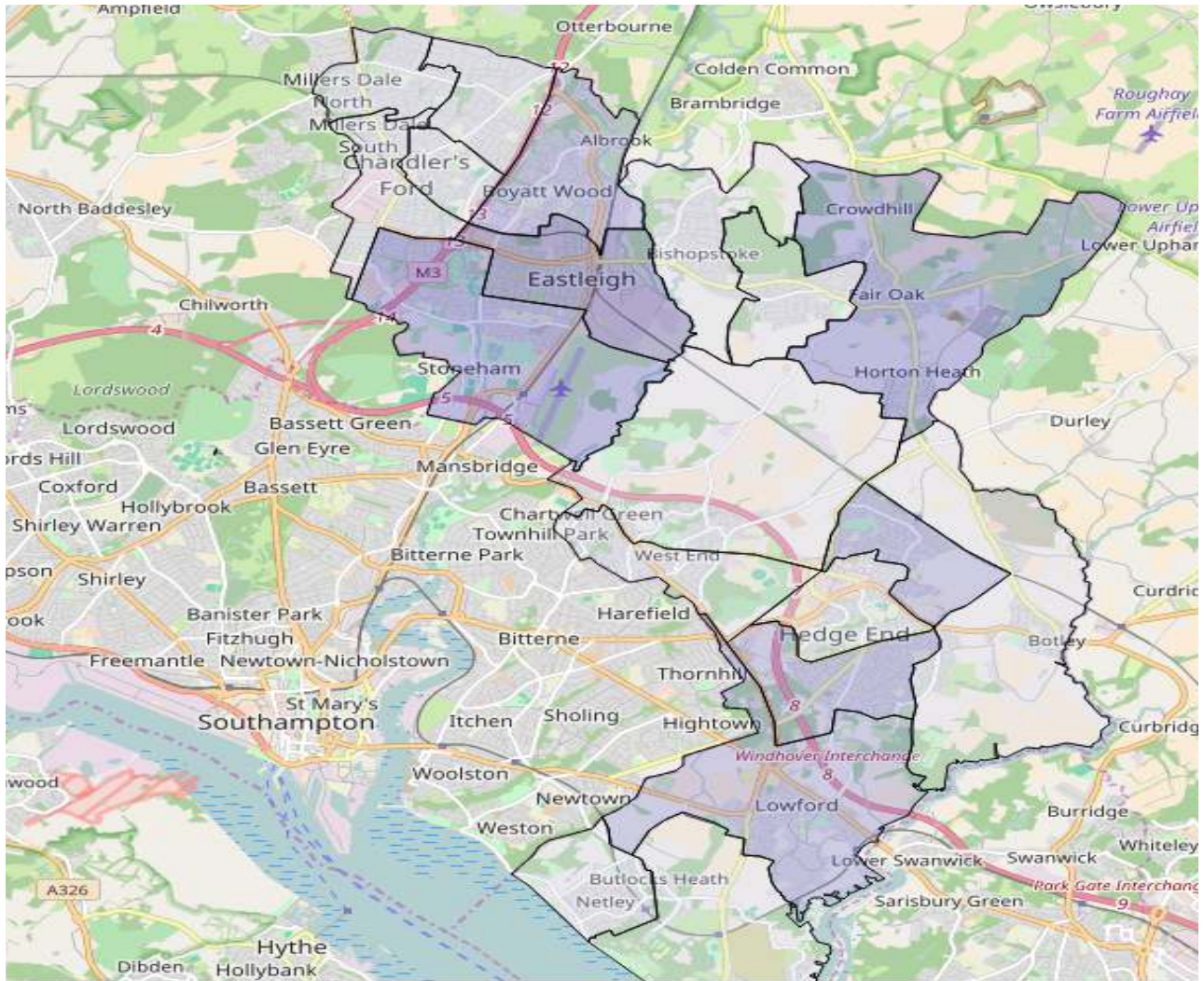
Figure 2.2: Eastleigh Parish Boundaries



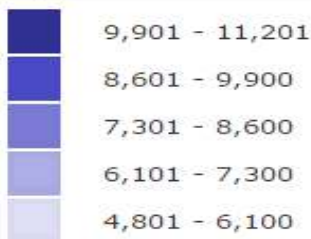
2.4 Population and Forecast Growth

According to the most recent census the Borough population in 2011 totalled 125,200. The population is not evenly spread throughout the Borough, resulting in different needs and priorities in different areas. Figure 2.3 shows the population density (persons per hectare) by ward in 2011 and shows that the largest concentrations are in Eastleigh Town and Chandler’s Ford in the north and in Hedge End further to the south.

Figure 2.3: Population Density by Ward in 2011



Legend



The population is projected to grow by approximately 40,000 people (i.e. almost a third) over the 25 year plan period from 2011-2036. There is expected to be significant ageing of the population as well as an increase in the working age population. These population changes will have significant implications for the amount and type of open space, sport and recreation provision required.

Table 2.1 shows the age breakdown of the population in 2011 in Eastleigh and its neighbouring local authority areas with county and national figures for comparison. Where the proportion of a particular age group within a local authority is greater than the national average, this is highlighted in green and where it is less than the national average it is highlighted in red.

Table 2.1: Age Breakdown 2011 Census

Area	0-9	10-19	20-29	30-39	40-49	50-59	60-69	70-79	80+
England	11.9%	12.04%	13.66%	13.28%	14.64%	12.1%	10.77%	6.99%	4.63%
Hampshire and Isle of Wight	11.38%	12.09%	13.03%	12.37%	14.71%	12.41%	11.47%	7.38%	5.18%
Eastleigh	11.88%	11.89%	11.59%	13.12%	15.23%	13.21%	11.22%	7.07%	4.78%
Fareham	10.19%	12.02%	9.98%	11.12%	15.66%	13.5%	12.96%	8.72%	5.84%
Test Valley	11.4%	12.24%	9.54%	11.68%	15.98%	13.53%	12.91%	7.73%	4.97%
Winchester	11.24%	12.84%	11.29%	11.7%	14.69%	12.82%	12.02%	7.71%	5.69%
Southampton	11.63%	11.98%	21.6%	14.54%	12.47%	10.04%	8.33%	5.37%	4.04%

This shows that in the more suburban and rural local authorities of Eastleigh, Fareham, Test Valley and Winchester the age profile of the Borough populations are well above the national average, while in the more urban City of Southampton, the age profile is younger than the national average.

2.5 Public Health

The Department of Health's latest published health profile report for Eastleigh Borough⁷ (dated 2012 and based on a mid 2010 population estimate of 122,000) found that the health of people in Eastleigh is generally better than the England average.

The main public health statistics for the Borough's population of relevance to physical activity and sport in the 2012 report are:

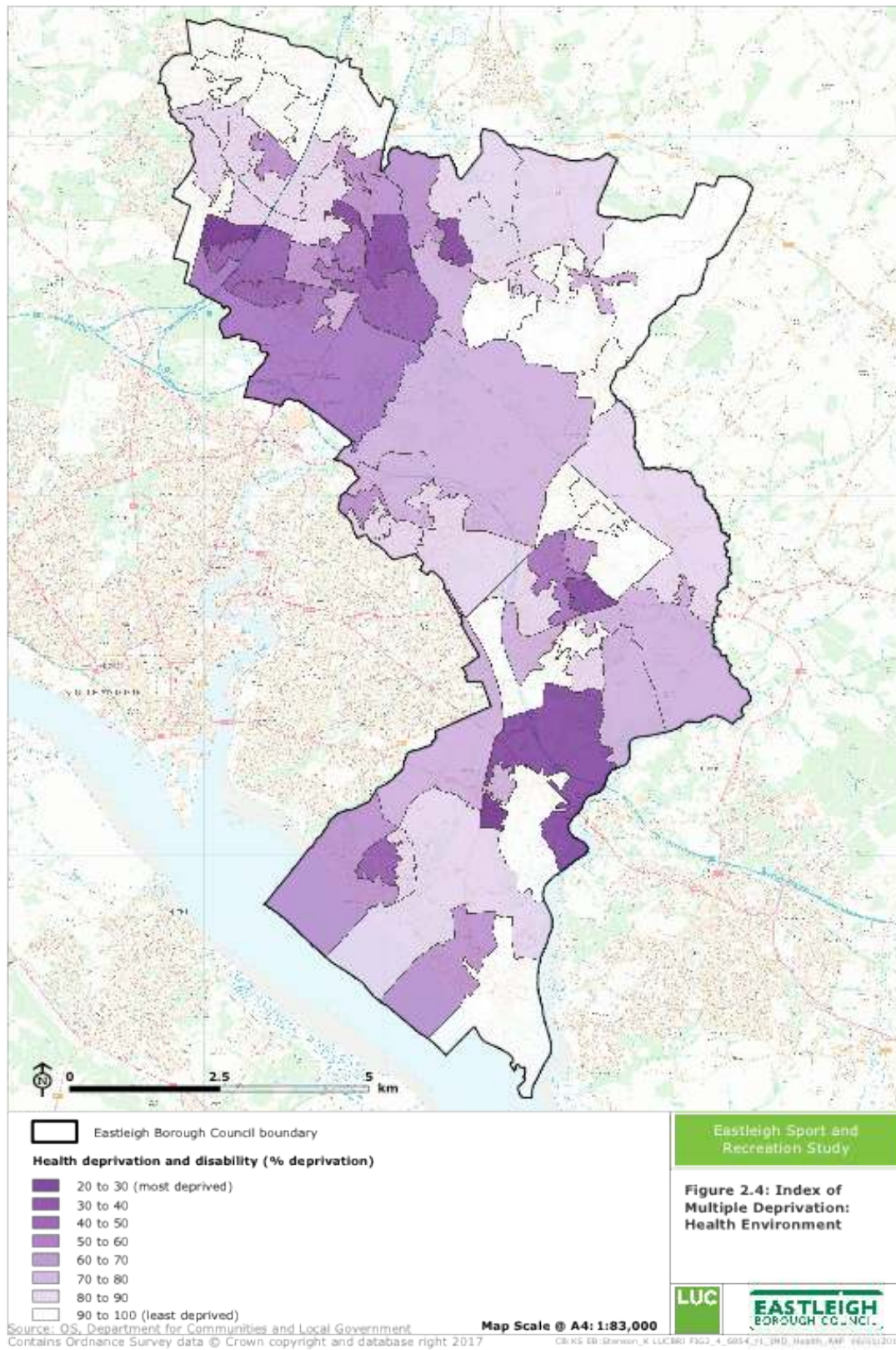
- Life expectancy for both men and women is higher than the national average, however, life expectancy is 5.7 years lower for men in the most deprived areas within Eastleigh (see Map 2.5) than in the least deprived areas
- About 2,700 children live in poverty and 14.3% of Year 6 children (aged 10-11) are classified as obese – significantly lower than national average
- A quarter (25.6%) of adults resident in Eastleigh Borough are obese which is not significantly different to the national average
- Physical activity among adults is in line with the national average

Figure 2.4 shows the most recent 'health scores' for Eastleigh Borough taken from The Indices of Multiple Deprivation (2015)⁸. The darker shaded areas are those with the highest percentage of deprivation with regard to health and disability indicators used in the Index of Multiple Deprivation. This shows that while the health of the population is better than the national average at Borough level, there are neighbourhoods - for example most of Bursledon and specific Lower Super Output Areas within Eastleigh, Chandlers Ford, Horton Heath and Netley - where public health is substantially worse than the national average.

⁷ Source: National Statistics website: www.statistics.gov.uk

⁸ <http://dclgapps.communities.gov.uk/imd/idmap.html>

Figure 2.4: 2015 Health Indicators for Eastleigh Borough by Area



2.6 Deprivation

Further analysis of the full 2015 Index of Multiple Deprivation, which includes a basket of socio economic and crime indicators in addition to those for public health, shows that Eastleigh Borough falls within the 10% least deprived local authority areas in England. So too do the immediate neighbouring local authorities to the north (Winchester), east (Fareham) and west (Test Valley). In contrast, The City of Southampton to the south ranks within the most deprived quartile of local authorities in the country and is among the 10 local authorities in England with the largest percentage point increases in deprivation between 2010 and 2015.

Within Eastleigh Borough, just 9 of the 77 Lower Super Output Areas (LSOA) have IMD scores that rank in the top half of all LSOA's nationally in terms of the most deprived.

Of these nine relatively deprived LSOAs, one in Bursledon & Old Netley (013B) falls within the most 20% deprived LSOAs in the country. Unsurprisingly, there is a close correlation between the areas of the Borough with high health deprivation (in Figure 2.4 above) and the areas in Table 2.2. below that score the highest across the full range of deprivation measures.

Table 2.2: Most Deprived LSOAs in Eastleigh Borough

Area Name	Local Authority District Code 2013	Index of Multiple Deprivation (IMD) Rank (where 1 is most deprived)	Index of Multiple Deprivation (IMD) Decile (where 1 is most deprived 10% of LSOAs)
Bursledon & Old Netley	Eastleigh 013B	6,260	2
Eastleigh Central	Eastleigh 007C	9,542	3
Eastleigh South	Eastleigh 006D	8,726	3
Bishopstoke West	Eastleigh 005E	10,235	4
Eastleigh South	Eastleigh 006E	9,895	4
Netley Abbey	Eastleigh 014B	10,927	4
Eastleigh Central	Eastleigh 007D	12,539	4
Eastleigh South	Eastleigh 006C	14,321	5
Bursledon & Old Netley	Eastleigh 013C	16,227	5

Source: National Statistics IMD by LSOA (2015)

2.7 Participation in Sport and Active Recreation

Table 2.3 shows levels of participation in moderate intensity sport and active recreation for at least 30 minutes once a week in Eastleigh, its neighbouring Boroughs and nationally taken from Active People Survey No. 9 conducted in 2014/15. The table also shows comparisons of other sports participation indicators i.e. the proportion of the adult population that: i) Hold sports club memberships, ii) Receive tuition from a coach or instructor, and iii) Participate in competitive sport. Local authority participation scores that are above the national average are in green and scores that are below the national average are in red.

Table 2.3: Sport & Active Recreation Participation - Eastleigh Borough and Comparisons

Indicator	England	Eastleigh	Fareham	T. Valley	Winch	S'ampton
At least 1 day a week x 30 minutes per week moderate intensity participation in sport (all adults)	35.8%	33.3%	35.9%	36.7%	46.7%	38.7%
Club Member (all adults)	21.8%	21.3%	25.4%	23.8%	26.3%	19.5%
Received tuition from an instructor or coach in last 12 months (all adults)	15.6%	16.9%	17.9%	20.7%	18.7%	15.5%
Taken part in competitive sport in last 12 months (all adults)	13.3%	15.0%	13.5%	15.1%	12.8%	-

Source: Sport England Active People Survey 9 (2015)

These latest Active People Survey results show that the percentages of adults (16+) in Eastleigh who take part in sport and active recreation activities at least once a week on average or belong to a sports club are slightly lower than the averages for these measures across England as a whole. However, adult participation rates in the Borough in coached activity and in competitive sport are above the national average.

As well as considering sports participation levels, the Active People Survey also measures the proportion of adults (16+) who had not participated in any sessions of sport in the four weeks prior to the survey.

Table 2.4: No participation in sport - Eastleigh Borough and Comparisons

Area	The proportion/number of adults (aged 16 and over) who have not participated in any sessions of sport, at any intensity or for any duration, in the last 28 days
England	53.8%
Eastleigh	51.9%
Fareham	52.6%
Test Valley	52.7%
Winchester	43.1%
Southampton	51.8%

Source: Sport England Active People Survey 9 (2015)

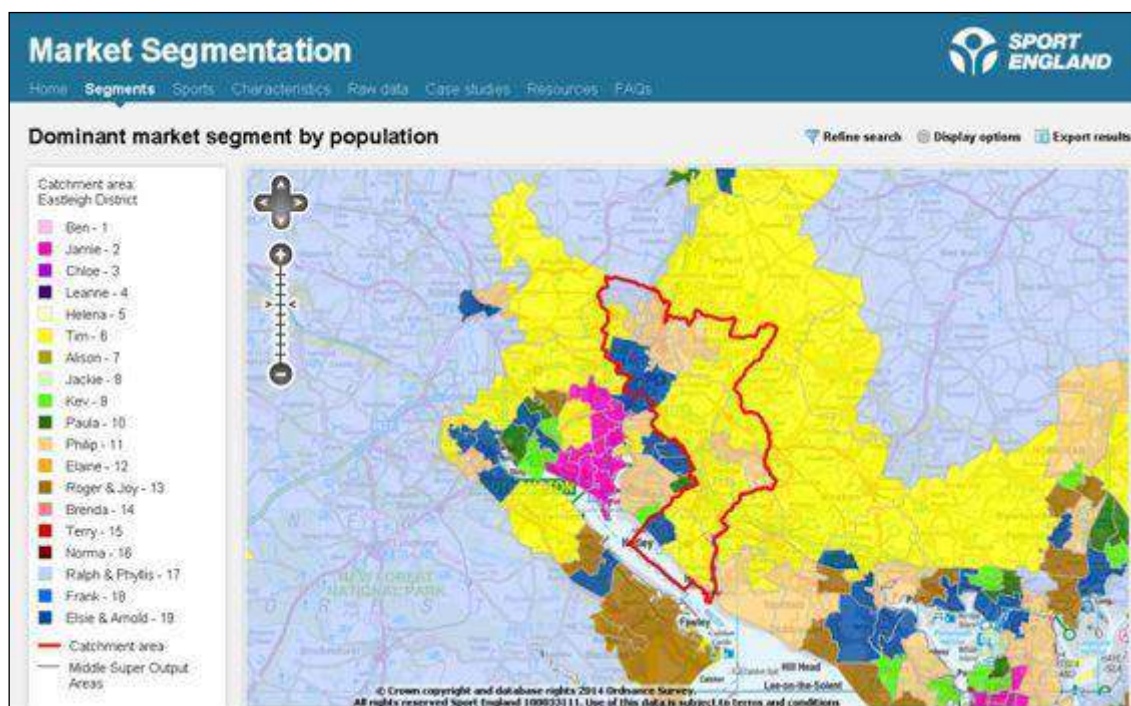
The proportion of adults who do no regular sport is lower than the national average in Eastleigh (and in all neighbouring authorities with the exception of Winchester).

2.8 Sports Market Segmentation

Data from Sport England's sports market segmentation tool confirms that the composition of the Borough's adult population shows high representation of market segments that are most likely to already participate in sport or would most like to participate in sport.

As shown in Figure 2.5 and in the detailed analysis at Appendix E, the dominant market segments by size in the Borough are *Tims* (Settling Down Males) among the most active of all 19 groups and *Philips* (Comfortable Mid Life Males) the most active group of those aged over 45. The proportions of these groups in the Eastleigh Borough population are higher than across the county and England as a whole.

Other than in the most deprived Lower Super Output Areas within the Borough, representation of the less affluent groups that face the most significant barriers to participating in sport is low.

Figure 2.5: Dominant market segments in Eastleigh

Eastleigh's population has the propensity to be active, with low levels of inactivity and higher levels of club membership and participation in competitive sport.

2.9 Summary

The Borough Council is committed to planning for the provision of facilities for sport in support of the national policy aims to improve public health, to assessing facility needs in consultation with partner providers and stakeholders in accordance with Sport England best practice guidance and to protect existing provision as appropriate in accordance with the national planning policy framework.

Facility needs and priorities vary across the ten local areas that together make up the Borough reflecting the uneven population density.

The age profile is well above the national average and there is expected to be significant further ageing of the population over the emerging Local Plan period to 2036 which is forecast to see net population growth of approximately 40,000 people, an increase of approximately a third since 2011.

The health of people in Eastleigh is generally better than the England average however a quarter of adults are obese and half of all adults do no regular sport.

Overall, the Borough is within the 10% least deprived local authority areas in England. However, this average masks nine neighbourhoods that fall in the 50% most deprived including one - Bursledon & Old Netley - which falls within the most deprived 20% in the country and is also characterised by relatively poor levels of public health.

The composition of the Borough's adult population shows high representation of market segments that are most likely to already participate in sport or would most like to participate in sport.

Relative to many local authority areas, ownership of sports facilities is quite highly devolved with the Borough Council generally the provider of the larger hub sites and facilities - e.g. Fleming Park - with a high proportion of the facility stock on education sites, in the private sector or owned by the town and parish councils.

Section 3 - Playing Pitch Strategy Update

3.1 Introduction

As detailed in the Methodology in Section 1, the existing Eastleigh Borough Playing Pitch Strategy prepared by Strategic Leisure in 2014 has been updated in accordance with the 2013 Guidance for the Preparation of Playing Pitch Strategies published by Sport England. The findings of the update are based on consultation with key agencies and stakeholders. In summary, those groups consulted to inform this update were:

- Council officers in Planning, Sportworks, Parks and Streetscene
- Hampshire or Southern Region representatives of the national governing bodies of the four main playing pitch sports
- Sport England's Planning Manager for Hampshire
- Hampshire & Isle of Wight Sports Partnership
- Eastleigh Sport & Physical Activity Alliance
- Town and parish councils
- Pitch sports clubs and leagues
- Managers of the dual use school sports facilities.

A list of consultees in at Appendix C and a copy of the sports club survey questions is at Appendix D.

Feedback from these consultations has been used to:

- Highlight progress with delivery of the Playing Pitch Strategy
- Identify significant changes in playing pitch facility supply and demand
- To identify new emerging issues.

From this feedback the final section of the report sets out recommendations for changes to the priorities with regard to protecting and enhancing existing facilities for playing pitch sports and providing new facilities to 2036.

3.2 Summary of strategic and sport specific objectives and conclusions of 2014 PPS

Strategic Objectives in 2014 PPS - The 2014 Playing Pitch Strategy, prepared by Strategic Leisure, sets out the following four strategic objectives that were agreed in discussion with the Borough Council, Sport England, and the pitch sport NGBs:

SO1	Address quantitative deficiencies to meet existing unmet demand and plan for new provision
SO2	Address qualitative deficiencies and enhance existing provision
SO3	Maximise access to all outdoor playing pitches including school playing pitches
SO4	Support the development of local leagues and clubs to meet their needs to increase participation

Sport Specific Objectives in 2014 PPS - Based on the findings of the site audits, club consultations and discussions with the relevant NGBs, the Playing Pitch Strategy prepared in 2014 set out the following sport specific strategic objectives:

Football (2014 PPS objectives):

- Address the deficiencies in playing pitch provision for junior football (*the 2014 Playing Pitch Strategy identified a substantial shortfall in the supply of junior pitches in all local areas in the Borough to meet demand at 2013, and a surplus of adult football pitches*)
- Protect the current football pitch stock (*the 2014 PPS recommended reconfiguration of adult pitches to provide additional junior pitches*)
- Continue to support clubs with the management and improvement of facilities
- Support clubs as necessary through the planning application process
- Increase the standard and quality of changing rooms to provide segregated changing
- Work with clubs to achieve Charter Standard accreditation

Cricket (2014 PPS objectives):

- Provide appropriate facilities to meet needs of local cricket clubs
- Support clubs to continue to develop and thrive
- Ensure clubs have appropriate levels of security of tenure to secure the long term future of the clubs
- Support clubs to take more responsibility to manage their own sites
- Ensure the quality of cricket pitches meet the needs and aspirations of the cricket clubs

Rugby Union (2014 PPS objectives):

- Work with Eastleigh RFC to support its development plan as practicable, in line with EBC policy
- Work with the RFU to provide floodlights and an IRB compliant 3G all-weather pitch at The Hub

Rugby League (2014 PPS objectives):

- Discuss and work in partnership with the Southampton City Council and the Southampton Spitfires Rugby League Club to support the club's facility development plan

Hockey (2014 PPS objectives):

- Maintain current levels of provision
- Ensure that plans are in place to maintain AGP quality in the long term
- Work with clubs to provide additional mid-week training times on AGPs for hockey
- Work with England Hockey to promote Back to Hockey and Rush Hockey to increase participation

Conclusions of 2014 PPS - The main conclusions of the Playing Pitch Strategy prepared by Strategic Leisure with regard to the position in 2014 were that, to meet the demand at that time:

1. Eastleigh Borough required additional junior football pitches and cricket facilities. However, quantifying the number of additional facilities required was difficult in view of cross boundary movement resulting from the geography of the area
2. Eastleigh Borough had no requirement for additional rugby union grass pitches, rugby league grass pitches or artificial grass pitches for hockey or other sports.

3.3 Update of the sports specific objectives and conclusions of the Playing Pitch Strategy prepared by Strategic Leisure in 2014

From the findings of the consultations carried out, it is clear that significant progress has been made since the playing pitch strategy prepared by Strategic Leisure was agreed in 2014 (see Table 3.1 below) and there has been substantial changes in both playing pitch supply and forecasts of demand. For the most part, the overarching strategic objectives and the majority of the sport specific strategic objectives in the 2014 PPS remain valid and appropriate, as do the conclusions. The main exceptions are:

- *Hockey* - Feedback from England Hockey indicates that although there are issues regarding hockey AGPs in the Borough (notably the need to resurface the pitches at Crestwood College's Shakespeare Campus and at Thornden School), none of the clubs are currently constrained in their development by any lack of capacity for midweek training although, with the upward trend in participation (particularly in the women's game since the 2016 Olympic Games medal success) and the scale of forecast population growth, this may well become an issue in future.
- *Football* - The FA policy aim to transfer more adult games and half of all youth and mini-soccer matches from park pitches to 3G playing surfaces was announced after the Playing Pitch Strategy prepared by Strategic Leisure was completed in 2014. The FA's new policy is supported by Premier League investment in the Parklife programme to establish 30+ community football hubs each with a minimum of two 3G pitches registered for match play, supporting grass pitches, a pavilion and car parking. Eastleigh, in combination with the City of Southampton, is a target location for the FA to deliver the Parklife model for future delivery of community football. This reflects FA research into latent and future demand for community football in this sub region, most particularly in youth football and mini soccer.
- *Rugby Union* - A key strategic facility objective of the RFU remains to secure an IRB Rule 22 compliant artificial grass pitch to serve the needs of clubs and schools in the Eastleigh and Southampton area. However, since the 2014 PPS, the FA Parklife programme has been developed.

The Parklife programme provides an opportunity for a multi sport approach - i.e. cost effective provision of rugby compliant AGPs in partnership with the FA at certain sites in strategic locations that meet facility needs for both sports. Both the FA and RFU have now identified the area as a target location for a Parklife development. The Hub site identified in the 2014 PPS as the preferred location for a rugby AGP does not have the capacity for a Parklife project. There is also an issue of high levels of peat in the ground. The Hub is therefore no longer in consideration by the RFU as a potential site for a rugby AGP.

- *Rugby league* - Since the Playing Pitch Strategy prepared by Strategic Leisure was completed in 2014, the Spitfires club - which serves demand for rugby league from a wide catchment area around Southampton and Eastleigh - has secured a new home base at the City Council's Lordshill (5 Acres) Sports Ground which has the necessary pitches and ancillary facilities available in the summer season for the club to continue its development and expansion. A rugby compliant 3G pitch, if provided under a Southampton/Eastleigh Parklife scenario, would also be beneficial to the long term sustainability and development of rugby league in this part of Hampshire.

3.4 Progress with delivery of recommendations and priority actions

The priority actions identified in the 2014 Playing Pitch Strategy to deliver against the strategic objectives in the short term, and progress made against these priorities identified in the course of our consultations, is summarised in Table 3.1 by local area. Where changes in the supply/investment have taken place between 2014 and 2017 these are shown in green type. Actions identified in 2014 that are no longer considered priorities are shown in red type.

The location of each natural turf playing pitch site is shown (by site reference number) in Figure 3.1 that follows the table. The distribution of artificial grass playing pitches is shown in Figure 3.2 later in the report.

Table 3.1: Priority Actions in the 2014 Playing Pitch Strategy and Delivery Progress

Site	Priority Actions in 2014 PPS	Delivery progress and update to 2017
Eastleigh & Allbrook		
Fleming Park (Site Ref. 42)	Protection and enhancement of pitches to address over play of grass football pitches on Saturday & Sunday mornings and to accommodate demand growth	<p>A replacement for the existing Fleming Park Leisure Centre is now in construction and programmed for opening in January 2018. The existing full size AGP has had a change of playing surface from sand to 3G and the FA has approved the pitch as suitable for competitive matches. Three 3G 5v5 pitches have also been refurbished.</p> <p>From 2018, grass pitches on Fleming Park will be reinstated and reconfigured as youth pitches to further increase capacity at the site for youth central league matches to accommodate unmet demand evidenced in the 2014 Playing Pitch Strategy and in the consultation feedback for this update. Although replacement outdoor changing provision will be provided, the space will be reduced making the site better suited to mini soccer and youth football than adult football.</p> <p>Displaced adult football teams from Fleming Park will be relocated. Options under consideration include:</p> <ul style="list-style-type: none"> ○ Wide Lane Sports Complex ○ Pitches on dual use sites with changing provision in the local area (e.g. Crestwood College campuses) ○ Pitch quality improvements to increase playing capacity on park/recreation ground sites with suitable quality changing and parking facilities
Land South of Chestnut Avenue (North Stoneham) - i.e. Jubilee Playing Field (Site Ref. 59)	Protection of the playing pitches at these three sites or replacement to an equal or better standard at alternative site or sites serving the same catchment area	<p>The following compensatory playing pitch replacement projects are at planning feasibility stage to facilitate the accommodation of new housing allocations on land south of Chestnut Avenue at North Stoneham:</p> <ol style="list-style-type: none"> 1. <u>Hardmoor Playing Fields Project</u> - This playing field is owned by Southampton Solent University. The University has developed a new sports ground approximately 6m west of Eastleigh at Test Park. All but a small triangle on the eastern site boundary of the playing field lies within Test Valley District. Southampton Archery Club currently uses the field. No pitch sports have been played on the site for the last three years although there is an existing cricket pitch last used by Highfield CC in 2015.

Site	Priority Actions in 2014 PPS	Delivery progress and update to 2017
<p>Doncaster Farm Playing Field (Site Ref. 26)</p> <p>Stoneham Park Playing Field (including the Concorde Club) (Site Ref. 58)</p>		<p>The Council has an option to purchase the area of land in Test Valley District and has developed plans to reinstate the cricket pitch, provide a 13.5m x6.5m cricket pavilion, a new junior cricket pitch with an artificial strip and three youth 11v11 football pitches (90mx55m for u13/u14 age group games).</p> <p>The proposal is to lease these new pitches to the Trojans Sports Club (which is located on the adjacent sports ground to the north of Hardmoor in Test Valley District). The archery club use would be safeguarded under the proposals.</p> <p>This development, should it proceed, will provide better standard compensatory replacement for the existing playing pitches on the Council's Doncaster Farm site. Delivery of the second junior cricket pitch is subject to a traffic risk assessment.</p> <p>As part of an agreement between the Council and ECB, in addition to the new facilities proposed on the Hardmoor site, should the North Stoneham development proceed, £200,000 of S106 proceeds will be ring-fenced for other cricket facility development priorities in the Borough.</p> <p>2. Monks Brook Outdoor Sports Hub Project - This land, located to the south of the M27 in two sections on either side of Stoneham Lane, is on the Borough boundary with both Southampton City and Test Valley. The proposal is to provide up to 15 new, good quality 7v7 playing pitches (60mx40m) on either side of Stoneham Lane linked by a new pedestrian bridge plus two floodlit 3G AGPs, one adult grass pitch (as a new home ground for AFC Stoneham), a six team changing facility with a clubroom and car parking.</p> <p>This project has the potential to provide better quality compensatory replacement for the existing adult football pitches at the Council's Jubilee Playing Field as well as the existing (unsecured) 7v7 pitches used by E&DMSL at the privately owned Stoneham Park/Concorde Club playing fields.</p> <p>The AGPs will create additional playing capacity to address the current under-supply of pitches for junior football and mini soccer and help to accommodate future demand increases from forecast population growth.</p> <p>There is potential for this project to incorporate the adjacent BTC Club Sports Ground in partnership with the FA, the Sports Club and Southampton City Council to establish an FA Parklife 'Super Hub' with additional 3G pitches serving cross Borough demand. Under this scenario, there is potential for one of the 3G pitches to be rugby compliant to meet established needs for a rugby AGP in this part of Hampshire to serve training and development needs of several large clubs in the area (including Trojans RFC, Eastleigh, Millbrook RFC, Southampton RFC) and to reduce over play of grass pitches on club grounds.</p>
<p>Wide Lane Sports Complex (Site Ref. 3)</p>	<p>Improved accessibility for community use (addressing programming, pricing and parking issues) and quality enhancements to existing facilities</p>	<p>Increased liaison between the Council, Hants FA and Southampton University since the Playing Pitch Strategy was adopted in 2014 has strengthened community access for local clubs and leagues to the extensive playing pitch facilities on this university ground.</p> <p>User Group sessions have been held to facilitate the improved access and to mitigate operational issues including parking restrictions which limit the number of pitches E&DMSL are able to access on Saturdays.</p> <p>The 3G pitch has recently been resurfaced. Hants FA is encouraging the university to have this pitch tested and approved for inclusion on the 3G Pitch Register so it can be used for competitive matches, including adult games relocated from Fleming Park.</p> <p>In addition the LTA has identified the 4 tennis courts on this site (recently deep cleaned and repainted) as having potential for the development of a community tennis programme (the courts are currently hired to a community lacrosse club based in Southampton). This is referenced in Section 4 of this report.</p> <p>Proposals for a pitch side shelter and equipment storage facility are at feasibility and planning stage.</p>

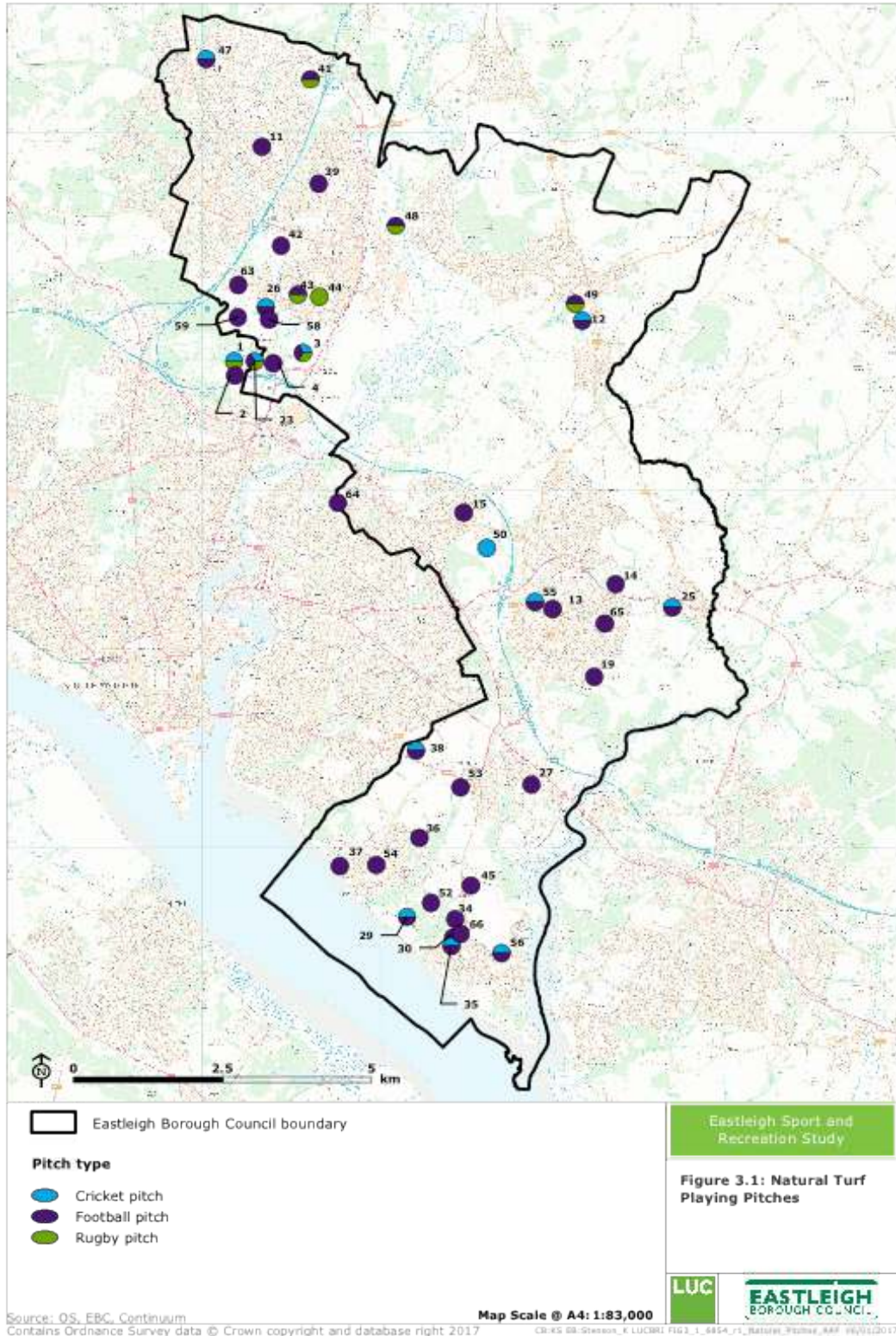
Site	Priority Actions in 2014 PPS	Delivery progress and update to 2017
Chandlers Ford & Hiltingbury		
Hiltingbury Recreation Ground & Pavilion (Site Ref. 47)	Apply pitch maintenance scheme and monitor pitch drainage scheme. Consider feasibility of enhancement/replacement of 1950s pavilion.	An improved pitch maintenance regime is now in place delivered by EBC Streetscene on behalf of Chandler's Ford Parish Council. Ownership of the site and pavilion has been transferred to the Parish Council from EBC. There is limited space to meet junior football demand in the area particularly from AFC Hiltingbury with 20+ mini and junior squads training on the two pitches and coned areas on the pitch surrounds on Saturday mornings. A feasibility study for internal improvements and an extension to the pavilion was completed in September 2016. At the end of October 2016, the Parish Council approved a recommendation by the Project Board to refurbish the existing pavilion and provide a four court sports hall subject to planning and detailed business planning (see section 4.6).
Fryern Recreation Ground (Site Ref. 11)	Provide a second pitch on this site (junior 11 V 11) and additional changing facilities.	An extension to the pavilion providing modern changing rooms for football - supporting the development of Hiltingbury AFC - was completed in 2015 along with transfer of ownership from EBC to Chandler's Ford Parish Council.
Toynbee School (Site Ref. 40)	Set up a Community Use Agreement (CUA) to secure access to AGP for the long term Resurfacing of 3G AGP required in next few years	The School has a sinking fund of circa £95k and has plans in place to procure a contractor to repair the 3G AGP sub base and replace the playing surface in summer 2017. This presents an opportunity to set up a CUA as a condition of any capital contribution from the Council and/or sports governing bodies to finance any funding shortfall. Potential is also identified for a partnership with Hants FA re: provision of a 3G pitch maintenance equipment store (current 3G maintenance contractors travel from Nottingham) although, in the Monks Brook/BTC Sports Parklife Super Hub scenario, this would be optimum location for an equipment bank. Although the existing 3G pitch is not rugby compliant, it is used regularly by Trojans RFC for non contact training drills and fitness work. The School has approached the RFU concerning the potential to install a rugby shockpad when the pitch is resurfaced. However, the pitch would remain undersize for IRB Reg. 22 accreditation for competitive rugby. As such, the RFU's preference is to investigate the opportunity to partner with the FA Parklife to secure a fully compliant rugby AGP for local clubs' in Eastleigh and Southampton to use on a shared basis with football.
Thornden School (Site Ref. 41)	Set up a Community Use Agreement (CUA) to secure access to AGP for long term. Resurfacing of sand AGP	No current plan or funding for resurfacing has been identified although as this pitch was installed nearly 20yrs ago it is overdue for resurfacing. As above, resurfacing of this sand AGP presents a potential opportunity to set up a CUA as a condition of any capital contribution from the Council and/or England Hockey and clubs to finance a shortfall. Eastleigh Ladies HC (45 players) Weds evening training and Saturday morning matches. There is also some imported demand from Basingstoke HC and use by the Hampshire Hockey Association.
Bursledon Hamble & Hound		
VT Group Sports Ground (Site Ref. 38)	Protect pitches in private ownership. Pursue funding opportunities with clubs and NGBs for a new pavilion and a floodlit 3G AGP	No progress has been made to date towards delivery of the 3G AGP aspirations of the football clubs on this site or for a new multi sport pavilion changing and social facilities. The AGP element of this project may no longer be a priority subject to decisions on the Southampton / Eastleigh FA Parklife. In particular, the needs case for a second hub site at a suitable accessible site in the south of the Borough (potentially on land east of Berrywood) to complement the proposed northern Parklife hub at Monks Brook/BTC Sports. In consultation, Old Netley & Highfield Cricket Club has re-stated its priority to upgrade changing and social facilities for players and spectators. This cricket club has grown following merger with the Highfield club based at Solent University's Hardmoor Playing Fields until 2015. Planning consent is in place for a replacement football/cricket pavilion at this site but not the necessary funding.
Long Lane, Bursledon Recreation Ground (Site Ref. 27)	Seek funding to improve changing rooms	The required funding has not been secured to date to deliver this enhancement project.

Site	Priority Actions in 2014 PPS	Delivery progress and update to 2017
Royal Victoria Country Park (Site Ref. 29)	Seek funding to improve football pitch quality and changing rooms	The required funding has not been secured to date to deliver this enhancement project.
Mount Pleasant Recreation Ground (Site Ref. 30)	Seek funding to improve car parking and changing rooms	The required funding has not been secured to date to deliver this enhancement project.
Butlocks Heath Recreation Ground (Site Ref. 36)	Seek funding to improve pitch quality and changing rooms	The required funding has not been secured to date to deliver this enhancement project.
College Playing Fields (Site Ref. 56)	Seek funding to improve pitch quality	The required funding has not been secured to date to deliver this enhancement project.
Station Road Recreation Ground (Site Ref. 54)	Seek funding to improve pitch quality, an equipment store for user clubs and site car parking	This project is no longer a priority. In 2014, when the Playing Pitch Strategy prepared by Strategic Leisure was in development, Southampton Spitfires RFL was the main club user of this ground making extensive use of the field in summer. Spitfires now ground share with Millbrook RFC at Lords Hill (5 Acres) Playing Fields in Southampton City.
GE Aviation Aerostructures (Follands) (Site Ref. 35)	Protect playing pitches (private ownership)	Protection of these playing pitches (or compensatory provision for any loss) remains a priority. The existing pitches comprising a stadium football pitch on (currently occupied by Follands FC playing in the Wessex Premier League) and a cricket pitch. There is also a bowls club based at this site (see section 4.13)
Hamble Sports Complex and Mallards Moor Playing Field (adjacent to College) (Site Ref. 45)	Set up a Community Use Agreement (CUA) to secure access to grass football pitches for the long term. Seek funding for changing pavilion for community football club use. Resurface sand AGP for hockey	A new hockey playing surface was installed in 2015 by Hamble Astro (trading co. of Hamble Hockey Club with 130 members) funded by a sinking fund accrued by the company from letting income to other sports clubs and schools. Preliminary discussions have taken place between the Council and the FA concerning a second FA Parklife football hub site in the south of the Borough (complementary to the Monks Brook/BTC Sports Club site in the north). There may be potential on underused land at this site. However, subject to feasibility assessment, land east of Berrywood is considered more appropriate for a southern football hub due to its location at the centre of a major housing growth area and proximity to the planned new secondary school at Woodhouse Lane.
King George V Playing Field, Old Netley (Site Ref. 53)	Provide new pavilion to current access standards and carry out FA pitch PQA	Construction of a £200k replacement pavilion by Hound Parish Council with grant funding support from a range of partners commenced at the end of 2013 and was completed in 2014.
Hedge End Botley & West End		
Greta Park Recreation Ground (Site Ref. 13)	Seek funding for improved changing rooms and car parking and remark adult football as junior with drainage improvements	The LAC Community Investment Programme to 2020 includes: <ul style="list-style-type: none"> Consideration of upgrade to changing rooms (linked to a library project) at estimated cost of £50k A rolling programme within Town Council annual grounds maintenance plans for pitch drainage enhancements and reconfiguration to maximise junior play
Norman Rodaway Sports Ground (Site Ref. 19)	Seek funding to improve pavilion, spectator facilities and install floodlighting	The LAC Community Investment Programme to 2020 includes: <ul style="list-style-type: none"> Football changing rooms improvements (used extensively by Hedge End Rangers FC) estimated cost £40k Consider floodlighting to main pitch (estimated cost £98k). This investment may no longer be a priority subject to progress of the Southampton / Eastleigh FA Parklife project for a southern hub site, potentially on land east of Berrywood close to this site identified by the Town Council for a new sports ground with pavilion and floodlit pitches as home ground for Hedge End Rangers FC to address shortfall of football pitches.

Site	Priority Actions in 2014 PPS	Delivery progress and update to 2017
Wildern School <i>(Site Ref. 46)</i>	Set up a Community Use Agreement (CUA) to secure long term access to pitches. Secure funding to resurface 3G MUGA as required	The LAC Community Investment Programme to 2020 includes a proposal for: <ul style="list-style-type: none"> ○ Either provision of a further grass pitch for community use on the school playing field ○ Or extension of the existing 52x33m 3G floodlit MUGA to help address shortfall of junior football pitches in the area identified in the 2014 Playing Pitch Strategy. <p>As at other dual use sites, this presents a potential opportunity to set up a CUA as a condition of any Council or NGB capital contribution towards a funding shortfall.</p>
Cutbush Lane <i>(Not shown in map at Fig. 3.1)</i> <i>Southampton City own freehold and lease to West End PC</i>	Pitch drainage and pavilion upgrades and install an artificial cricket strip	The football and cricket playing facilities on this site contribute to the City of Southampton PPS supply as they fall just outside the Eastleigh Borough boundary. However, the site serves residents of West End Parish and its environs and is currently leased to the West End Parish Council by the City Council and the LAC Community Investment Programme to 2020 includes proposals for upgrading the pavilion subject to feasibility and planning consent at estimated cost of £52k. There are no current proposals for an artificial cricket pitch. These proposals need to be referenced in the new PPS for City of Southampton.
Turnpike Way <i>(Site Ref. 55)</i>	Cricket pitch quality improvements Upgrade pavilion car park	The LAC Community Investment Programme to 2020 includes proposals for the car park improvements (estimated cost £100k) and to engage ECB pitch consultant to prepare a pitch performance quality assessment (PQA) with enhancement works recommendations
The Botley Centre & Recreation Ground <i>(Site Ref. 25)</i>	Protect and improve quality of football pitches and cricket pitch and pavilion	The LAC Community Investment Programme to 2020 includes provision for the following: <ul style="list-style-type: none"> ○ A small car park extension (£40k estimated cost) ○ Enhanced pavilion for cricket & football (£196k estimated cost) ○ A sand based MUGA playing surface replacement from 2018 (Sinking Fund budget £50k) ○ Pitch drainage improvements (costs tbc) ○ Dog control measures
Bishopstoke Fair Oak & Horton Heath		
The Hub (Bishopstoke) <i>(Site Ref. 48)</i>	Resolve parking issues at peak times and consider facility enhancements for rugby	<p>The Council has initiated pitch improvement works to the rugby pitch at the south end of the site and the rugby training area.</p> <p>An area of the playing field at the north end (flanked by the Itchen Navigation and Barton River) floods in winter. The Council has developed outline proposals to improve the visual, ecological and recreation value of this section by returning it to flood meadow and providing areas of higher ground for access paths for anglers and walkers. Given the unstable ground conditions (peat over silt) this section of the site is of no value for playing pitch use. Park maintenance resources previously allocated to this section have been reallocated to improving the quality and playing capacity of the pitches in use by the rugby club at the south end of the site.</p> <p>Discussions are ongoing between Eastleigh RFC, the RFU, the Council and the Youth Options (the charity that manages the community buildings on the site) concerning potential enhancement projects as follows:</p> <ul style="list-style-type: none"> ○ Conversion of existing 6 floodlighting column lamps to LED ○ Add back lamps to 3 columns & 3 new lighting columns to light a second pitch to increase the club's training capacity (estimated cost £30k) ○ A small extension to the existing pavilion to accommodate a training gym for players (currently housed in container) estimated cost £15k ○ Improved dog control measures ○ A car park extension <p>Demand for playing pitches in this area will be impacted over the emerging Local Plan period to 2036 should major new housing development proceed on land in Horton Heath north of Bishopstoke and Fair Oak.</p>
Lapstone Playing Fields <i>(Site Ref. 12)</i>	Improvements to the cricket pitch and enhancement to the pavilion to facilitate women and girls cricket	In consultation, the Parish Council has confirmed its aspiration to extend the pavilion changing rooms to accommodate all hiring teams of the three pitches on this site (2 adult, 1 junior), including Wyvern FC with eight teams, as well as the need for a second cricket pitch in the area to meet the needs of Fair Oak Cricket Club. NB. £200k S106 funding is identified for cricket priorities (see Chestnut Avenue). The Borough Council, Parish Council, ECB and Fair Oak Cricket Club are considering the feasibility of installation of a second pitch at a new site in Fair Oak using this funding.

Site	Priority Actions in 2014 PPS	Delivery progress and update to 2017
Wyvern College (Site Ref. 49)	Set up a Community Use Agreement (CUA) to secure access to pitches for the long term	<p>One 9v9 grass pitch is hired to AFC Southampton. A 11v11 pitch on the site floods every winter and is of no community value or potential. The 3G MUGA is patched and in need of resurfacing and there is unmet demand identified that could be accommodated by an extension of the pitch to full size. The school has committed to commissioning a survey and budget costs for these works.</p> <p>Initial consultations by the College with the FA have indicated that Football Foundation investment in the Eastleigh area is likely to be directed to strategic hub sites (e.g. Monks Brook/BTC Sports and, potentially, a second southern hub site) should the Parklife scenario proceed. As at other dual use sites, the need for the school to secure funding to resurface the MUGA presents a potential opportunity to set up a CUA as a condition of any capital contribution towards a shortfall.</p>

Figure 3.1: Natural Turf Playing Pitches



Site Ref.	Natural Turf Pitch Site
1	Trojans Sports Club
2	Hardmoor Sports Ground
3	Wide Lane Sports Complex
4	Silverlake Stadium, Ten Acres
11	Fryen Recreation Ground
12	Lapstone Playing Fields
13	Greta Park Recreation Ground
14	Woodhouse Lane Recreation Ground
15	Moorgreen Recreation Ground
19	Norman Rodaway Sports Ground
23	Wellington Sports Ground
25	Botley Recreation Ground
26	Doncaster Farm Recreation Ground
27	Bursledon Recreation Ground / Long Lane Recreation Ground
29	Royal Victoria Country Park
30	Mount Pleasant Recreation Ground
34	Shell Mex Ground (Home of Hamble FC)
35	Aerostructures Sports & Social Club
36	Butlocks Heath Recreation Ground
37	Castle Recreation Ground
38	VT Group Sports Ground
39	Crestwood College for Business and Enterprise (Crestwood College Leisure Centre)
41	Thornden School
42	Fleming Park Leisure Centre
43	Barton Peveril College
44	Crestwood College for Business & Enterprise (Cherbourg Campus)
45	Hamble Community School (Hamble Community Sports Complex)
47	Hiltingbury Recreation Ground
48	The Hub (Bishopstoke Recreation Ground)
49	Wyvern Technology College (Wyvern Leisure Centre)
50	The Aegis Rose Bowl
52	Police Training Headquarters
53	King George V Recreation Ground / Old Netley Pavillion
54	Station Road Recreation Ground
55	Turnpike Way Recreation Ground
56	College Playing Fields (Roy Underdown)
58	Stoneham Park (Concorde Club)
59	Jubilee Playing Field (former Pirelli Sports Ground, temporary home of AFC Stoneham)
63	Nightingale Primary School
64	Townhill Junior School
65	Freergrounds Junior School
66	Hamble Primary School

3.5 Application of the strategy and lessons learnt

NGB Engagement - It is evident from the consultation feedback received and from the progress achieved in the last two years (summarised in Table 3.1 above) that the Borough Council is actively working with its partners (the LACs, town and parish councils, the education sector) and with its sports clubs, leagues and their governing bodies to apply the 2014 playing pitch strategy.

There has been extensive engagement with the sports governing bodies on the Playing Pitch Strategy Steering Group particularly around the proposed changes to pitch supply in the Borough as a result of committed and proposed housing developments, for example the major projects at Hardmoor and Monks Brook to protect overall pitch supply through providing new football and cricket pitches to replace those that will be lost on the existing playing field sites south of Chestnut Avenue. These proposals, when delivered, will result in higher quality facilities with greater playing capacity than at present.

Similarly, there has been good progress and engagement with partners with regard to actions aimed at addressing the shortfall of pitch playing capacity for junior football identified in the 2014 Playing Pitch Strategy prepared by Strategic Leisure. The Fleming Park project and securing increased community club and league access to the Wide Lane Sports Ground university facilities are key examples of how the strategy has been successfully applied to date.

Overall, the NGB representatives consider that although the steering group has not met during the two years to review overall progress and revise the priorities in the action plan, there has been a good deal of liaison with the Council on project specific developments. This has included meetings involving club and NGB representatives for more than one sport - e.g. cricket and football working together with the Council to progress proposals for the Hardmoor Playing Field and Wide Lane Sports Ground sites; rugby and football working jointly with the Council to progress project planning at Monks Brook Playing Fields and The Hub in Bishopstoke.

Cross boundary issues - The other main area of learning from application to date of the 2014 Playing Pitch Strategy is the importance of cross boundary supply and demand flows in determining pitch facility needs and priorities in Eastleigh. This factor is particularly important to planning for sports facility infrastructure as patterns of demand are determined by the quality, accessibility and availability of supply (as well as 'people' factors such as to be with friends or a particular coach), but not at all by administrative boundaries. The attraction of high quality accessible and available facilities in Eastleigh to residents from other local authority areas (and vice versa) is not given sufficient prominence in the 2014 Playing Pitch Strategy. For example, a finding in the emerging new playing pitch strategy for Southampton is that reduced budgets for local authority maintained pitches and declining quality has seen a trend for teams/leagues to migrate to higher quality pitches in Eastleigh and other neighbouring Boroughs (e.g. teams playing in the Southampton Sunday Football League and Riverside Cricket Club relocating from Riverside Park to Doncaster Farm).

Playing pitch sites in neighbouring Boroughs to Eastleigh of relevance identified in consultation with neighbouring authorities and the pitch sports governing bodies include:

Southampton

- *Southampton Outdoor Sports Centre / City Golf Course* - This is a central venue for a number of sports including football and draws from a wide catchment area including mini/youth league teams from Eastleigh. Although the quality of provision on this site is currently a key issue with many of the existing facilities tired and in need of investment, a major improvement plan is in development for this facility that, if delivered in the emerging Eastleigh Local Plan period to 2036, will significantly increase the capacity and appeal of this venue to residents of Eastleigh Borough
- *Lordshill Recreation Ground/5 Acres* - This is a hub site for rugby (both union and league). Both Millbrook RFC and Wessex Wyverns RFC (formed in 2014) are now based at this site and draw players from Eastleigh. So too in summer is Southampton Spitfires Rugby Football League club which, as the only community rugby league club in the sub region, draws from a wide catchment area
- *Test Park Sports Ground* - This relatively new sports ground for Southampton Solent University approximately 6miles to the west of Eastleigh Town accommodates community use including Southampton RFC which has its home base at this ground
- *Central Parks* - The Hoglands Park in Southampton city centre has a number of public cricket squares that serve a catchment well beyond the city

- *Riverside Park* – This Neighbourhood Park includes playing pitches and is within close proximity to Eastleigh Borough residents although, as noted above, the Southampton based Riverside Cricket Club has recently relocated to Doncaster Farm in Eastleigh Borough to access better quality playing facilities
- *BTC (British Transport Commission) Sports Club* – This multi sports club has a large football club section and a large sports ground adjacent to the Eastleigh Borough boundary. Since the 2014 Playing Pitch Strategy was prepared by Strategic Leisure, this site is now under consideration for a cross Borough FA Parklife Super Sports Hub site in combination with Monks Brook
- *Cutbush Lane Recreation Ground* – This site in the City of Southampton is immediately adjacent to the Eastleigh Borough administrative boundary and leased to West End Parish Council. Two good quality adult football pitches and good quality changing facilities at this site are in high demand for adult league football and attract teams from both Eastleigh Borough and the City of Southampton.

Fareham

- *Sarisbury Green Recreation Ground* - Cricket squares
- *Allotment Road Recreation Ground* - Cricket square
- *Brookfield Community School* - Rugby, Football and Cricket (weekend access)

Test Valley

- *Trojans Sports Ground* - Rugby, Cricket, Hockey
- *Hardmoor Sports Ground (Solent Uni)* - Rugby, Football, Cricket (recently closed)
- *Knightwood Leisure Centre* - 3G MUGAs, Football, Cricket
- *North Baddesley Recreation Ground* - Football

Winchester

- *Meadowside Leisure Centre, Whiteley* - 3G MUGAs, Football
- *Owlesbury Village Green* - Football, Cricket square
- *Bishops Waltham: Cricket Club and Priory Park* - Football
- *Hunter Park, Twyford* - Football, Cricket square
- *IBM Club, Hursley* - Cricket square
- *Colden Common: Park and Recreation Ground* - Football, Cricket square
- *Curdrige Cricket Club*
- *River Park Leisure Centre & North Walls Playing Fields, Winchester* - 3G Pitch, Rugby, Cricket squares
- *Garrison Stadium Ground, Winchester* - Football, Cricket squares
- *King George V Playing Fields, Winchester* - Football, Cricket squares

Within Eastleigh, the main playing pitch sites that currently experience imported demand from residents of other local authority areas are those that host central mini soccer and youth football leagues:

- Fleming Park Leisure Centre
- Wide Lane Sports Ground
- Stoneham Lane/Concorde Club

In addition, as identified above, there is also some evidence of reducing quality of public pitches in Southampton causing migration of adult teams to sites in Eastleigh Borough (for example Southampton Sunday Football League and Riverside Cricket Club).

Monitoring and Review of Pitch Needs and Priorities - A further learning point identified in the course of this update is the importance of regular and frequent review of the playing pitch needs and priorities as a consequence of the pace of change in supply and demand in the Borough and in the wider catchment area. The Sport England guidance strongly advocates periodic review of the list of priorities to maintain their currency and relevance in relation to significant changes in the picture of supply (e.g. key facilities opening or closing) or demand (e.g. major new housing development). Similar biannual reviews to this update should be carried out throughout the emerging Local Plan period to 2036.

In particular, there are a considerable number of new development opportunities associated with the requirement to accommodate more housing in this part of Hampshire. The main changes impacting on playing pitch needs over the last two years are set out in the following paragraphs.

3.6 Changes in supply

The current supply in 2016 of playing field sites and pitches (both natural and artificial turf) in Eastleigh Borough by local area and by each of the main playing pitch sports - cricket, football, hockey and rugby union - is detailed at Appendix A and the distribution of the existing publicly accessible playing pitch sites is shown in Map 3.1 above.

The audit data at Appendix A is based on information in the existing Playing Pitch Strategy (2014) on the quantity and quality of pitches as well as the accessibility and availability of the playing pitch sites to the community. The previous supply audit data has been updated in consultation with county representatives of the national governing bodies for these sports as well as with a sample of local sports clubs and operators of playing pitch sites including schools with dual use sports centres with natural turf and/or artificial grass pitches used by the community and parish councils.

The audit at Appendix A also identifies a number of important playing pitch sites in neighbouring local authorities that currently address demand from Eastleigh Borough based clubs.

Changes in playing pitch facility supply resulting from agreed actions in the 2014 PPS (as shown in table 3.1 above) have taken place at the following main strategic playing pitch sites in the Borough:

- *Fleming Park* - change of AGP pitch surface from sand to 3G and relocation of Eastleigh Men's Hockey Club to Crestwood College
- *Hamble Sports Complex* - new playing surface installed on AGP by Hamble Hockey Club in 2015
- *Wide Lane Sports Ground (Soton University)* - increased access to pitches for community use (E&DMSL) despite continued parking restrictions; 3G AGP resurfaced; feasibility and planning for pitch side shelter for pitch sports
- *The Hub* - rugby pitch improvement regime instigated, LED training lights to one pitch
- *Hiltingbury Recreation Ground* - football pitch improvement scheme of work instigated by Streetscene
- *King George V Playing Field* - Hound Parish Council and partners provided new football/cricket pavilion
- *Toynbee School* - The School's governing body has committed to securing quotations for resurfacing the 3G pitch in summer 2017 subject to cost and affordability.

Changes in playing pitch facility supply at key strategic pitch sites accessible to Eastleigh residents in neighbouring Boroughs since the 2014 PPS are at:

- *Trojans Sports Ground* - resurfacing of hockey AGP
- *Southampton Outdoor Sports Centre* - commissioning of a facilities development plan for a large scale investment in new and enhanced sports facilities at this site including the playing pitches
- *Holly Hill, Sarisbury Green* - development of new pitches
- *Knightswood Leisure Centre* - 3G MUGAs resurfaced

In addition planning and feasibility work is in progress for changes to playing pitch supply at a number of sites (set out in Table 3.1 above) to either address shortfalls identified in the PPS or to compensate for loss of existing pitches as a result of committed and planned housing developments.

Changes in supply will result from new housing development schemes currently in the planning process that include on site provision of new playing pitches.

Within Eastleigh Borough, new or replacement playing pitches are proposed in association with the open space provisions for the following site allocations for new large scale housing development with outline consent:

Eastleigh & Allbrook

- *Land south of Chestnut Avenue north Stoneham Park Chestnut Avenue Stoneham Lane Eastleigh (Ref. O/15/76023)* - This housing and local centre development scheme was granted outline planning consent with all matters reserved (except for access) in January 2016. The proposals include 1,100 new dwellings on 77 hectares in total including three sites used as playing pitches; Jubilee Playing Field, Doncaster Farm and Stoneham Park (Concorde Club). The proposals include use of land south of Junction 5 of the M27 motorway for playing pitches and construction of associated facilities (including changing pavilion/hub building, spectator stands, enclosures, all-weather playing surfaces; floodlighting); with new accesses onto Stoneham Lane; parking; new footway/cycleway; landscaping and associated works. The Council is working with partners to develop detailed proposals for the replacement of the existing pitches with better provision on this land (Monks Brook) as well as at Hardmoor, Southampton Solent University's former sports ground (as Table 3.1 above)

Hedge End, West End & Botley

- *Land to North and East of Boorley Green, Winchester Road (Ref. O/12/71514)* - This housing and local centre development scheme was granted outline planning consent with all matters reserved (except for access) in November 2013 and resulted in the closure of the Botley Park Golf Course (owned by MacDonalds Hotels) in 2015. Community facilities to be provided as part of a new local centre to support 1,400 proposed new dwellings include a primary school, multi purpose community building, sports and open space facilities including play areas, allotments and Multi-Use Games Area, and changing facilities. The layout proposal submitted in support of the application show three football pitches of indeterminate size with frontage to Maddoxford Lane as part of the first phase of this development.
- *Land to the North West of Boorley Green, Winchester Road (Ref. O/15/75953)* - This site is adjacent to the above development. The proposal for up to 680 residential units includes a new local centre with provision for small-scale retail and/or community/healthcare use, land for a two-form entry primary school, formal and informal open space and sports provision. The application was the subject of a planning appeal determined by The Secretary of State in favour of the developers at the end of November 2016. Within the appeal documentation, the sports provision proposed as part of a S106 Agreement is described as 'an artificial pitch'.

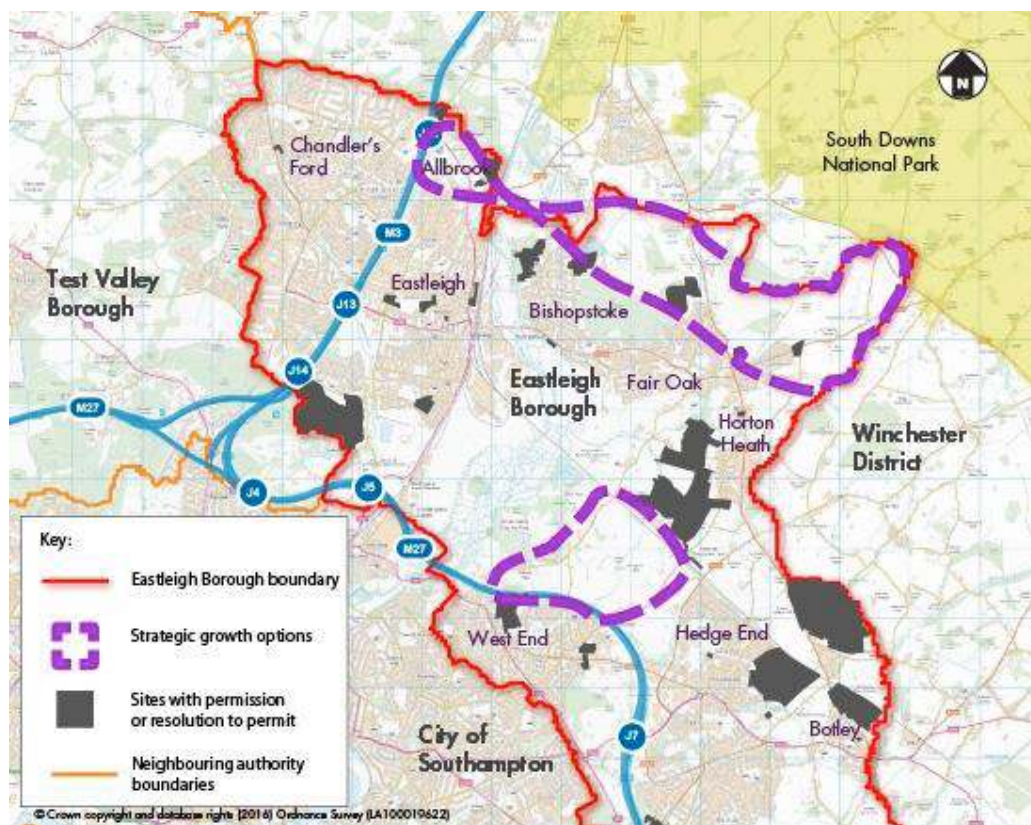
Alongside these major new development proposals that include playing pitches and have current outline planning consents, as part of the emerging Local Plan process 2011-2036, the Council is actively considering two proposals submitted by developers as strategic growth options for Eastleigh Borough (see Figure 3.2):

- *Allington Village to the north of West End*
- *North of Bishopstoke, Fair Oak and Allbrook*

In 2017, the feasibility and deliverability of these options will be considered in more detail against the Council's spatial strategy principles in the context of the need to both allocate more land for housing and improve the transport network.

Decisions on these options are likely to impact on the location of major new community infrastructure to support housing development, for example the location of a new secondary school with sports facilities for community use out of school hours.

Figure 3.2: Eastleigh Local Plan 2011-2036 Strategic Growth Options



Source: EASTLEIGH LOCAL PLAN 2011-2036: Progress report on strategic growth options for Eastleigh Borough, Cabinet 15th December 2016

In neighbouring Boroughs, the following proposals for future new playing pitch supply linked to housing schemes are identified as accessible from some parts of Eastleigh Borough:

- *Winchester* - A strategic allocation at **North Whiteley** for 3,500 dwellings, 2 primary, 1 secondary school, 2 local centres and outdoor sports facilities. This development site is well within the drive time catchment area of the Hedge End, Botley and West End Local Area
- *Test Valley* - **Abbotswood in Romsey** has 800 dwellings in development including provision of new playing pitches due to be completed in 2018/19. This site is on the edge of the catchment for residents of Eastleigh & Allbrook
- *Test Valley* - The **Ganger Farm site at Woodley**, to the north east of Romsey, is subject of a planning application for 300 new dwellings plus a large new outdoor sports pitch site for local clubs including 2 3G artificial pitches (one rugby compliant?), 3 junior football grass pitches, 2 full size adult rugby pitches and 1x adult rugby training pitch/adult football and 2 story pavilion. This project is likely to be delivered by 2020 and falls well within the drive time catchment for residents of the Chandler's Ford & Hiltingbury Local Area. Jason Bowers/Keiran Spencer of RFU to confirm status of rugby 3G proposal
- *Fareham* - A part of the redevelopment of the former **Coldeast Hospital at Sarisbury Green** providing c. 120 new dwellings, an adult and junior football pitch will be provided in association with the new Holly Hill Leisure Centre recently opened to the public. This site is very close to the Eastleigh Borough boundary and very accessible for residents of Hedge End, Botley & West End Local Area.

The impact of these supply changes since Strategic Leisure prepared the Playing Pitch Strategy in 2013/14 are considered in the updated recommended priorities for each site and sport detailed at Section 5, along with the predicted changes in demand identified in the following paragraphs.

3.7 Changes in Demand

Changes in demand that are likely to take place over the emerging Local Plan period to 2036 are likely to be caused in the main by increase in population both within the Borough and in the wider catchment area as new housing development projects are implemented.

Key projects identified that will impact on demand for playing pitches in addition to those projects listed above that include proposals for new playing pitch supply are:

- **Townhill Park**, Southampton (close to boundary with West End) - proposals for a net increase of 247 dwellings as part of an estate regeneration, currently at outline application stage
- **Land West of Bubb Lane**, West End (Hedge End West End & Botley) - proposal for 200 new dwellings with public open space
- **Land South of Mallards Road**, Bursledon (Bursledon Hamble & Hound) - proposal for 80 new dwellings with public open space
- **Land East of Grange Road**, Netley Abbey (Bursledon Hamble & Hound) - proposal for 230 new dwellings with public open space.

These three large scale new housing schemes for sites in Eastleigh are currently at appeal stage in the planning process and do not include new supply of playing pitches. Should one or more of these proposals proceed, they will therefore impact on population and demand for playing pitches.

Population change

Table 3.2 shows the forecast increase in population in each of the main participant age groups for the four major playing pitch sports up to 2036 from the base of the last census in 2011.

Applying the Team Generation Rates for each sport and age group set out in the PPS (based on research carried out in the 2012/13 season), the number of addition teams that would be generated by 2036 as a consequence of this level of the forecast level of population growth (assuming no change in participation rates for the sports) is calculated in Table 3.3.

In summary, by 2036 there is likely to be a need for the stock of facilities to accommodate an additional:

Football

- 51 mini soccer teams (playing on 5v5 and 7v7 sized pitches)
- 33 youth football teams (playing on 9v9 and youth sized 11v11 pitches)
- 32 adult football teams (playing on full size pitches)

Cricket

- 5 adult cricket teams (playing on full size pitches)
- 6 junior cricket teams (playing on reduced size pitches)

Rugby

- 3 adult /youth rugby teams (playing on full size pitches)
- 4 mini/midi rugby teams (playing on reduced size pitches)

Hockey

- 5 adult hockey teams (playing on full size hockey AGPs - sand or water based)

Table 3.2: Forecasts of Population Change by Pitch Sport and Age Group 2011-2036

	Current population in age group within the area (2011)	Future population in age group within the area (2036 projection)	Population Change in Age Group	% increase
Football Adult Men 11v11 (16-45yrs)	23817	29930	6113	26
Football Adult Women 11v11 (16-45yrs)	24502	30128	5626	23
Football Youth Boys 11v11 (12-15yrs)	3195	4300	1105	35
Football Youth Girls 11v11 (12-15yrs)	2950	4021	1071	36
Football Youth Boys 9v9 (10-11yrs)	1490	2148	658	44
Football Youth Girls 9v9 (10-11yrs)	681	1004	323	47
Football Mini Soccer Mixed 7v7 (8-9yrs)	2666	4125	1459	55
Football Mini Soccer Mixed 5v5 (6-7yrs)	2785	4068	1283	46
Cricket Open Age Mens (18-55yrs)	31190	37558	6368	20
Cricket Open Age Womens (18-55yrs)	32101	38547	6446	20
Cricket Junior Boys (7-18yrs)	9137	12756	3619	40
Cricket Junior Girls (7-18yrs)	8498	11900	3402	40
Rugby Union Senior Men (19-45yrs)	21485	26818	5333	25
Rugby Union Females aged 19-45	22223	27227	5004	23
Rugby Union Boys aged 13-18	4746	6337	1591	34
Rugby Union Girls aged 13-18	4515	5915	1400	31
Rugby Union All (boys and girls) aged 7-12	8374	12404	4030	48
Hockey Males aged 16-55	32797	39667	6870	21
Hockey Females aged 16-55	33699	40521	6822	20
Hockey Boys aged 11-15	3946	5374	1428	36
Hockey Girls aged 11-15	3635	5026	1391	38

Source: EBC Planning Service based on Hampshire County Council population data

Table 3.3: Additional Teams by Sport and Age Group by 2036
Football

Team Type	Number of teams 2012/13	Population in age group 2011	TGR	Population change 2011 - 2036	Additional Teams 2036
Minis	101	5451	54	2742	51
Youth Boys	89	4685	53	1763	33
Youth Girls	2	3631	1816	1394	-
Men	117	23817	204	6113	30
Women	10	24502	2450	5626	2
TOTAL NUMBER TEAMS	319				116

Cricket

Team Type	Number of teams 2013	Population in age group 2011	TGR	Population change 2011 - 2036	Additional Teams 2036
Junior Girls	2	8498	4249	3402	-
Junior Boys	16	9137	571	3619	6
Senior Women	1	32101	32101	6446	-
Senior Men	25	31190	1248	6368	5
TOTAL NUMBER TEAMS	44				11

Rugby Union

Team Type	Number of teams 2012/13	Population in age group 2011	TGR	Population change 2011 - 2036	Additional Teams 2036
Senior Men	8	21485	2686	5333	2
Senior Women	1	22233	22233	5004	-
Youth Boys	4	4746	1187	1591	1
Youth Girls	0	4515	4515	1400	-
Mini/Midi Mixed	9	8374	930	4030	4
TOTAL NUMBER TEAMS	22				7

Hockey

Team Type	Number of adult teams 2013	Population in age group 2011	TGR	Population change 2011 - 2036	Additional Teams 2036
Men	12	32797	2733	6870	3
Women	11	33699	3064	6822	2
TOTAL NUMBER TEAMS	23				5

Notes:

- i. At junior level, hockey records members not teams
- ii. As the forecasts for additional teams are based on current participation (nos. of teams), they take no account of the initiatives of all four governing bodies aimed at increasing participation in their sports by women and girls. In football in particular where female participation is growing rapidly from a low base, it should be expected that a number of additional youth girls teams will form in the period to 2036
- iii. Team assumptions above are from the 2014 PPS and exclude those teams of large sports clubs including Trojans and BTC based on the Borough boundary in Test Valley and Southampton respectively and likely to include Eastleigh residents.

Participation Trends

The other main factor that will impact on demand for playing pitches to 2036 will be the trend in participation in the pitch sports. The participation trend is difficult to predict as it will be influenced by economic factors and changes to physical education policy as well as the extent to which new governing body initiatives are adopted by clubs in the area and succeed in attracting new and returning players.

The national and regional trends in participation in the main playing pitch sports over the nine years between Active People Survey 1 (2005/06) and the latest complete year's result (Active People Survey 9) is shown in Table 3.4. At local authority level, in most instances the sample of interviews carried out was insufficient to provide a statistically significant finding.

The figures indicate that among adults 16+, the national and regional trend in both football and cricket participation is one of decline (in contrast to the trend for junior participation in these sports which is not captured by the Active People Survey). In hockey and rugby, national adult participation is comparatively stable. If these trends in adult participation continue, then it is clear that it is population growth that will be the main driver of increasing demand for playing pitch capacity for adults, not increasing rates of adult participation in these sports.

This evidence suggests that, unless the falling trend in adult football and cricket changes, the number of additional adult teams in these sports that will result from forecast population growth to 2036 (in Table 3.3) is overstated.

Table 3.4: National & Regional Trend in Main Playing Pitch Sport Participation by Adults (16+)

Geographies	Sport	% of Adults participating** 2005/06 (APS1)	% of Adults participating** 2014/15 (APS9)	% Change 2005/06 to 2014/15
England	Cricket	0.48%	0.41%	- 0.07%
	Football	4.97%	4.17%	- 0.80%
	Hockey	0.23%	0.20%	- 0.03%
	Rugby League	0.18%	0.12%	- 0.06%
	Rugby Union	0.46%	0.44%	- 0.02%

Geographies	Sport	% of Adults participating** 2005/06 (APS1)	% of Adults participating** 2014/15 (APS9)	% Change 2005/06 to 2014/15
South East	Cricket	0.50%	0.29%	- 0.21%
	Football	4.67%	3.65%	- 1.02%
	Hockey	0.30%	0.31%	+ 0.01%
	Rugby League	0.14%	*	
	Rugby Union	0.51%	0.52%	+ 0.01%

* Data unavailable, question not asked or insufficient sample size

** At least once in previous four weeks

Source: Sport England Active People Interactive Data (Nov 2016)

3.8 Artificial Grass Pitches - Supply and Demand Analysis Update

In this section, the need for AGPs to meet current and projected future demand is assessed and the conclusions from the analysis in the current PPS prepared by Strategic Leisure in 2014 are updated. In summary, the 2014 PPS concluded the following with regard to AGPs:

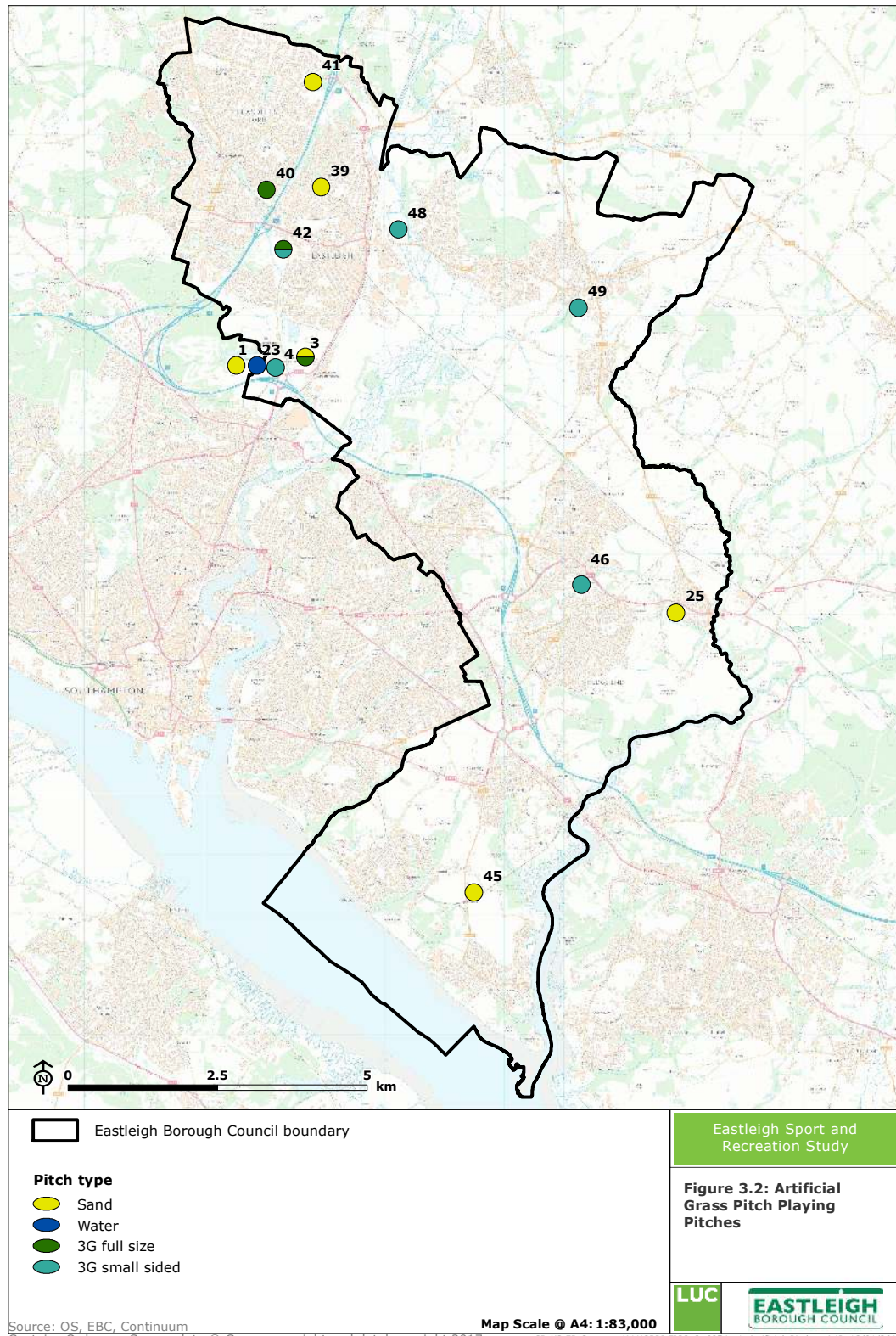
- o Further sand/water based hockey AGP provision not required
- o A rugby union and rugby league compliant AGP needed to serve the development of both rugby codes in Eastleigh and the wider area (including Southampton)
- o Further playing pitch capacity needed for mini soccer and youth football training and match play which could be delivered through a combination of remarking under used adult grass pitches and provision of additional AGP capacity on accessible sites with on site management.

As stated in section 3.3 earlier in this report, there have been significant changes in the policies of the pitch sport NGBs regarding AGPs since the PPS was completed in 2014. These policy changes need to be taken into account in determining the current priorities for AGP provision in Eastleigh Borough and to plan for future facility requirements to 2036. The current AGP supply is detailed in Table 3.5 below followed by summaries of the key findings for Eastleigh Borough of both the 2016 National Run of the Facilities Planning Model for AGPs, and specific modelling by the Football Association of requirements for AGPs with a 3G playing surface, the preferred surface for football.

Table 3.5: Floodlit Artificial Grass Pitches in Eastleigh Borough

Site	Full size pitches	Small sided pitches
Eastleigh & Allbrook LAC	Playing Surface/Quality	Playing Surface/Quality
Fleming Park (Site Ref. 42)	3G (FA registered, resurfaced from sand in 2016)	3G (3 x 5v5, resurfaced 2016)
Crestwood College (Site Ref. 44)	Sand (needs resurfacing)	
Silverlake Stadium/Eastleigh FC (Site Ref. 4)		3G (63x40m, built 2007)
Trojans Sports Club (Site Ref. 1 - Test Valley District)	Sand (recently resurfaced)	
Wellington Sports Ground/King Edward VI School (Site Ref. 23)	Water (hired by Trojans as 2nd hockey pitch)	
Wide Lane Sports Ground (Site Ref. 3)	Sand	
Wide Lane Sports Ground (Site Ref. 3)	3G (not on FA register, recently resurfaced)	
Chandlers Ford & Hiltingbury		
Toynbee School (Site Ref. 40)	3G (not on FA register, needs resurfacing)	
Thornden School (Site Ref. 41)	Sand (needs resurfacing)	
Bursledon Hamble & Hound		
Hamble Sports Complex (Site Ref. 45)	Sand (recently resurfaced)	
Hedge End Botley & West End		
Wildern School (Site Ref. 46)		3G (less than 60x40m, needs resurfacing)
The Botley Centre (Site Ref. 25)		Sand (double tennis court size)
Bishopstoke Fair Oak & Horton Heath		
Wyvern School (Site Ref. 49)		3G (less than 60x40m)
The Hub (Site Ref. 48)		3G (less than 60x40m)

Figure 3.2: Artificial Grass Playing Pitches



Site Ref.	Artificial Grass Pitch Site
1	Trojans Sports Club
3	Wide Lane Sports Complex
4	Silverlake Stadium, Ten Acres
23	Wellington Sports Ground
25	The Botley Centre
39	Crestwood College for Business and Enterprise (Crestwood College Leisure Centre)
40	The Toynbee School
41	Thornden School
42	Fleming Park Leisure Centre
45	Hamble Community School (Hamble Community Sports Complex)
46	Wildern School (Wildern Leisure Centre)
48	The Hub (Bishopstoke Recreation Ground)
49	Wyvern Technology College (Wyvern Leisure Centre)

Sport England Facilities Planning Model (FPM) for AGPs (all playing surfaces combined)

The key findings from Sport England's February 2016 National Run of the Facilities Planning Model for Eastleigh Borough for Artificial Grass Pitches with all types of playing surface (i.e. sand, water based and 3G), are as follows:

- **Supply** - There are 9 AGPs in Eastleigh that meet the minimum size threshold for inclusion in the FPM and availability criteria. 8 of these large AGPs are suitable for football use (i.e. with a 3G or sand playing surface) and 5 are suitable for hockey (i.e. with a sand or water based playing surface).
- **Satisfied Demand** - this is a measure of the proportion of demand for AGPs from residents of Eastleigh Borough that is met either by the AGPs within the Borough or by AGPs in neighbouring local authorities that fall within the model's travel time distance decay calculation by travel mode (i.e. walking or by car) for this facility type. As there are several qualifying AGPs in neighbouring Boroughs that are accessible to Eastleigh Borough residents the Satisfied Demand rating is high at 95% (compared to the national average of 91.7%) for football AGPs and 97% for hockey AGPs. This compares to the national average of circa 84% satisfied demand for AGPs. However, the 9 AGPs located within Eastleigh Borough only meet 70% of the demand from Eastleigh residents with 30% of demand from residents of Eastleigh being exported and met by accessible AGPs in neighbouring local authority areas.
- **Unmet Demand** - with high current satisfied demand, Unmet Demand for either hockey or football AGPs in Eastleigh Borough is negligible and substantially lower than the national average of around 16%.
- **Used Capacity** - while unmet demand for AGPs in Eastleigh is low due to the availability of AGPs in neighbouring Boroughs, the Borough's 9 AGPs are used to their full capacity in the peak period. In the 2016 FPM National Run, Eastleigh's AGPs were showing as being used to their full capacity (i.e. 100%). This compares to Used Capacity of circa 90% averaged across all AGPs in England 2,000 approx).
- **Local/Relative Share** - relative to the national average amount of AGP supply by local authority area, Eastleigh Borough's football AGP supply (i.e. 3G and sand) has a slightly below average relative local share scoring 95/100 against the national average benchmark of 100. Eastleigh's relative share of hockey AGP supply (i.e. sand and water based) is marginally higher than average scoring 102/100.

The FPM analysis indicates there is broadly sufficient AGP supply to meet current demand but that Eastleigh is very reliant on AGPs in neighbouring Boroughs. AGPs in other Boroughs accommodate nearly a third of all AGP demand from Eastleigh residents. In the case of Southampton, the neighbouring local authority with the most accessible AGPs to Eastleigh residents, the 2016 FPM analysis for the emerging Southampton Playing Pitch Strategy shows a shortfall of provision to meet current demand and similarly high reliance on AGPs in neighbour local authorities including those in Eastleigh Borough.

Therefore, when considered together with Southampton, it is evident that the existing AGP supply in Eastleigh Borough falls below that needed to meet current demand and has no spare capacity to accommodate demand resulting from increases in population and/or from growth in football and hockey participation.

Importantly, the FPM also takes no account of the policy change of the FA to encourage adult match play and all youth football and mini soccer on 3G AGPs. Neither does it take into account the increasing trend of rugby union and rugby league training and competition on suitable long pile 3G AGP pitches equipped with a shock pad beneath the playing surface. England Hockey's new policy in 2016 of not endorsing competitive hockey or training on 3G AGPs also has an impact on the overall picture of AGP needs going forward.

In the context of these policy changes of the sports governing bodies and forecast population growth to 2036 of circa 40,000, it is clear that substantial further AGP provision will be required in Eastleigh Borough in the emerging Local Plan period to 2036.

This conclusion is endorsed in consultation with the sports governing bodies particularly when the FPM findings for the neighbouring Borough of Southampton is taken into account which shows a shortfall in AGP supply to meet the demands of the city population (i.e. a negative Supply/Demand balance) before imported demand from Eastleigh or other neighbouring Boroughs is taken into account.

Football Association AGP facility modelling (3G AGPs only)

The FA has developed a number of tools to help identify the number of 3G AGPs required for local authority areas and advocates floodlit pitches with a minimum playing area of 60x40m and a 3G artificial grass playing surface as the optimum facility for club team training. Increasingly, the FA is also encouraging use of 3G pitches for match play for teams of all ages. The FA has established a 3G register to help users identify facilities that are fit for purpose for game based play.

As identified above, Eastleigh Borough currently has three full size 3G pitches (at Fleming Park, Wide Lane Sports Complex and Toynbee School) and one small-sided 3G pitch (at the Eastleigh FC's Silverlake Stadium site) meeting the 60x40m playing area threshold for inclusion in the FA's facility model. Of these four 3G facilities, only the full size 3G at Fleming Park is currently registered by the FA as suitable for affiliated league match play (although the pitch at Wide Lane Sports Complex may also be of a suitable standard subject to testing).

Training Demand

As far as midweek peak time demand is concerned, with a total of 361 teams currently registered as playing competitive football at clubs based in Eastleigh Borough, based on the FA's research into the training usage capacity of a full size 3G AGP (i.e. 42 teams per week), there is a theoretical need for 8.6 full size equivalent accessible floodlit 3G pitches indicating a shortfall of up to 6 3G AGPs. At present, much of this training demand is met through teams using lower grade sand AGPs, smaller than recommended 3G MUGAs (e.g. at Fleming Park, Wildern School, Wyvern School and The Hub) or through teams travelling some distance to access 3G facilities in neighbouring boroughs (e.g. in Southampton at Goals, Solent University's Test Park Sports Ground, The Southampton Oasis Academy or at St George's School).

Match Play Demand (Parklife)

The FA in conjunction with Sport England, and The Premier league has developed a new model for managing and operating grassroots football facilities underpinned by additional capital known as the Parklife Programme. The programme seeks to build a portfolio of football hubs within a Local Authority, each with multiple 3G facilities in order to address the budget challenges being faced by public sector football providers. Further details on the Parklife programme can be found here: <https://www.sportengland.org/parklife>

The Parklife model analysis generates a demand figure for the number of full size 3G pitches required to move all existing local authority demand for 5v5, 7v7 and 9v9 affiliated matches at peak time over the weekend. In Eastleigh Borough, The FA's application of the Parklife model indicates a need for an additional 4 full size 3G pitches in order to move 100% of current 5v5, 7v7 and 9v9 LA grass pitch use

onto 3G Hub sites. It also identifies the need for 4 good quality youth 11v11 grass pitches and 17 good quality adult 11v11 grass pitches⁹.

Potential Football hub sites

Eastleigh Borough Council is actively engaged with the FA in considering the opportunity to seek investment from the Football Foundation under the Parklife programme. Based on initial analysis of the current supply/demand data summarised above and potential growth linked to club development plans and projected population increases, provision of 4 new full size 3G AGPs is being considered across two potential hub sites, one in the north of the borough and one in the south (see Table 3.6). The sites are not in priority order and are identified as having the capacity and potential to accommodate several pitches and ancillary facilities.

Table 3.6: Potential hub sites

Analysis area	Potential Site	Potential Site
Eastleigh	Monks Brook (<i>Eastleigh & Allbrook LAC</i>) – New site as part of mitigation for loss of grass pitches to proposed housing development in north Eastleigh (Land south of Chestnut Avenue)	Land east of Berrywood (<i>Bursledon Hamble & Hound LAC</i>) – New site at the centre of a major housing growth area and in close proximity to a planned new secondary school (Woodhouse Lane)

Multi-Sport approach at hub sites

In light of the established need for a rugby compliant 3G AGP in this part of the county (to serve match play, training and development needs primarily of rugby union but also of rugby league centred on the Spitfires club), partnership working between The FA, RFU and RFL is essential in providing sustainable solutions for all the sports at the potential sites.

3G MUGA enhancement opportunities

In the course of the consultation for this update, in addition to these two key potential hub sites for full size floodlit 3G AGPs and ancillary facilities, a further three sites were identified as offering potential for new or enhanced floodlit 3G facilities:

- Wyvern Technology College (*Bishopstoke Fair Oak & Horton Heath LAC*) - This school is considering the feasibility of extending its existing dual use 3G MUGA to a full size pitch when the MUGA is resurfaced. The funding is not currently identified and the community need would be substantially reduced under the Monks Brook Parklife hub site scenario should this proceed to the west of the College.
- Wildern School (*Hedge End Botley & West End LAC*) - Similarly, it may be feasible for this school to extend its existing 3G MUGA to a full size AGP in future although the community need would be reduced should the Hamble Sports Complex Parklife hub site scenario proceed to the south of the School.
- Freegrounds Junior School (*Hedge End Botley & West End LAC*) - This junior school in Hedge End has identified a more modest proposal to convert a small (2 tennis court size) macadam area to a floodlit 3G MUGA for dual use including by locally based 5v5 mini soccer teams.

Conclusion

Further feasibility analysis of the two potential Parklife hub sites by the Council alongside the FA, RFU, RFL is recommended as a priority for this update of the PPS. Should the Monks Brook scenario not go ahead, the feasibility of upgrading the 3G facility at Wyvern Technology College should be established. Similarly, should the southern Parklife hub site proposal not proceed, then further consideration should be given to enhancement of the Wildern School MUGA and the feasibility of a small 3G MUGA at the Freegrounds Junior School in Hedge End.

⁹ Further detailed analysis of league structures, kick off times and opportunities with existing 3G providers may see this number adjusted in the context of the Parklife programme.

3.9 Sport specific changes

Football: With regard to football, the FA report that while demand for adult football pitches has remained largely static, demand for junior pitches has continued to increase since 2013/14 driven by a number of large clubs and central leagues that draw players from across a wide catchment area well beyond the Borough boundary as well as by population growth. There is continued growth in demand for mini soccer and youth football with access to youth 9v9 pitches the main issue for demand (evidenced for example by Southampton Tyro League turning away teams). Large FA charter marked football clubs in the Borough such as Hedge End Rangers and AFC Stoneham continue to grow and a number of teams are displaced to sites out of the Borough (e.g. Hedge End Ladies to Winchester). There is also growth in demand for walking football in the older adult age group.

Ancillary changing facilities at a number of playing pitch sites - including at Trojans Sports Ground, a key hub site on the Borough boundary - remain inadequate, particularly in relation to their suitability to encourage more participation in pitch sports by females. Since the PPS was adopted, demand for girls and women's football has continued to show strong growth stimulated in part by the success of the women's national team at the last World Cup. Accordingly, the forecast of additional female teams by 2036 in Table 3.3 resulting from population are under stated as the team generation rate calculation is based on the number of female teams in 2012/13.

Perhaps the greatest change of relevance is the increased focus of FA policy on encouraging competitive matches (across all age groups) on quality assured 3G pitches (tested and registered on a new 3G Pitch Register). Once floodlit 3G pitches are in place and licensed for inclusion on the FA register for match play (e.g. at Fleming Park and potentially at Wide Lane and at Toynbee School when this pitch is resurfaced), Hants FA perceive an opportunity to introduce midweek 11 a side football to Eastleigh (similar to Basingstoke and Southampton where this is increasing in popularity). As detailed in section 3.8 above, the FA is also rolling out a national network of c. 30 high quality self sustaining football hub sites with a minimum of two 3G pitches, grass pitches and modern pavilion facilities (the FA Parklife programme) with an aim for 50% of all mini soccer to be played on 3G by 2020. As detailed above, since the PPS was completed, the FA and the Borough Council - in partnership with Southampton City Council - have begun to explore options to provide Parklife centres in the Southampton/Eastleigh catchment area.

Cricket: The two main cricket clubs serving Eastleigh Borough residents have outgrown their current single pitch grounds - i.e. Fair Oak CC (4 adult Hampshire Saturday league teams) in the south of the Borough and Trojans CC (3 adult Hampshire Saturday leagues teams) in the north - and need second pitches to support their development plans to grow and broaden participation. Old Netley & Highfield CC playing at the VT Sports Ground now has 3 adult teams since a merger of Old Netley CC and Highfield CC. The club has security through a lease but lacks sufficient funding to upgrade the existing poor quality changing and spectator facilities also used by football clubs.

Maintaining the quality of fine turf pitches continues to be a challenge particularly on park and recreation ground sites where budgets for maintenance continue to be squeezed and several pitches on park sites in the Borough have been lost in the last decade. One further cricket pitch has fallen into disuse since the PPS was produced as a result of Southampton Solent University no longer maintaining the pitch at Hardmoor Playing Fields now that it has relocated its outdoor sports to Test Park in the City. Plans are in place to reinstate this pitch to provide a second pitch meeting demand from Trojans CC.

Since the PPS was adopted, the ECB has also released a new strategy -'Cricket Unleashed'. This will see the introduction of a new entry-level ability based programme for 5-12 year olds. Shorter pitch lengths, greater use of non-turf pitches and more casual/informal versions of the game (e.g. Last Man Stands) will also be promoted. The current proposal in the Borough for a junior pitch with NTP at Hardmoor Playing Fields aligns well with this future strategy direction.

Rugby Union: The RFU continue to work closely with the key, proactive rugby clubs in the area - notably Eastleigh RFC in the Borough and Trojans RFC on the boundary with Test Valley - on facility enhancements to support their work growing and broadening their player base to include more social rugby and opportunities for women and girls alongside the traditional men's league play.

Securing the right opportunity to provide a rugby compliant AGP facility in this area of Hampshire remains a priority to support the future development of key clubs such as Trojans RFC and Eastleigh RFC plus Stoneham RFC within the Borough and Millbrook RFC and Southampton RFC in the City of

Southampton. Partnership with the FA, Eastleigh Borough Council and The City of Southampton in respect of the FA Parklife programme has been identified by the RFU as the main opportunity in this area.

The RFU is also promoting informal forms of the game to broaden the adult participation base. In Eastleigh there are regular weekly evening sessions of informal touch rugby year round on the AGP at Crestwood College as part of the O2 Touch Centres initiative. In recent seasons, Eastleigh RFC has also promoted touch games over six weeks in summer at the Hub for those aged 11 upwards.

Rugby League: Southampton Spitfires Rugby League Club, since 2010 based at Netley Parish Council's Station Road Recreation Ground in the summer season, has recently secured a home base at Lordshill '5 Acres' Recreation Ground in Southampton City (c. 5m west of Eastleigh Town). This fast developing community club now has 1st and Reserve Grade teams plus vets, womens, 8s, 10s, and 14s age group teams as well as running informal adult touch sessions in summer. A full size floodlit pitch and clubhouse at the 5 Acres site are shared with Millbrook RFC. There is currently no rugby league compliant 3G AGP available in the Southampton/Eastleigh catchment area.

Hockey: Demand for opportunities to play club hockey in the Eastleigh area continues to grow as evidenced by an annual increase in aggregated club membership numbers since 2013/14, particularly among women and girls. The statistics in Table 3.7 provided by England Hockey on Hockey Club membership numbers during last three seasons suggests that hockey participation in Eastleigh Borough is higher than the national average. The three clubs with playing bases in the Borough together have approximately 160 adult playing members. In addition some residents in Eastleigh Borough will be members of Southampton University's hockey clubs based at the Wide Lane Sports Ground. Other Eastleigh residents will play at the Trojans Hockey Club - one of the largest clubs in the country - located on the Borough boundary in Test Valley and accessible by car from all parts of Eastleigh Borough. A second pitch on the Trojans Sports Club site would be supported by England Hockey if feasible and reduce the club's reliance on hiring the water based pitch at the Wellington Sports Ground of King Edward's School which offers no long term security of access.

Table 3.7: Eastleigh Area - Hockey Club Membership Numbers

Borough Based Clubs	2013/14		2014/5		2015/16		2016/17	
Age Group	0-16	17+	0-16	17+	0-16	17+	0-16	17+
Eastleigh HC	0	22	1	26	0	23	0	23
Eastleigh Ladies HC	0	32	0	38	0	45	0	34
Hamble HC	31	81	33	92	35	94	no fig.	no fig.
<i>Totals</i>	<i>31</i>	<i>135</i>	<i>34</i>	<i>156</i>	<i>35</i>	<i>162</i>		
	166		190		197			

Club on Boundary	2013/14		2014/5		2015/16		2016/17	
Age Group	0-16	17+	0-16	17+	0-16	17+	0-16	17+
Trojans HC	242	215	246	235	219	267	219	267
<i>Totals</i>	457		481		486		486	

University Clubs	2013/14 (17+)	2014/5 (17+)	2015/16 (17+)	2016/17 (17+)
Soton Uni Ladies HC	90	90	105	Combined Men & Women
Soton Uni Mens HC	81	115	120	
<i>Totals</i>	<i>171</i>	<i>205</i>	<i>225</i>	<i>236</i>

Source: England Hockey (Dec 2016)

England Hockey forecast continued steady growth over the next few seasons driven by the success of the women's national team at the 2016 Olympic Games and the growing adoption of local clubs of the governing body initiatives (e.g. Back 2 Hockey by Eastleigh Ladies and small sided games of Rush Hockey) to use informal play to attract new and returning players. Whilst hockey competes with football for peak time evening and weekend slots on the sand based/filled AGPs in the area, the consultation feedback from England Hockey indicates there are no current issues for local clubs in accessing appropriate training times on their preferred pitches.

Since the PPS was completed, England Hockey has adopted a new policy not to endorse competitive hockey play on 3G playing surfaces. The PPS strategic objectives for hockey facility development therefore remain valid, particularly the importance of protecting and maintaining the quality of sand based/filled AGPs with resurfacing the deteriorating pitch at Crestwood School's Shakespeare Campus and the 20 year old playing surface at Thornden School as the sport's priorities.

To accommodate further growth (e.g. the +5 adult teams forecast as a result of population change based on the 2013 team generation rate) will necessitate a combination of more 3G football pitches (to release peak time slots on the Borough's existing four sand based pitches for hockey) and, potentially, provision of a new sand based pitch in the Borough with community club access. The optimum location to serve club needs in the Borough would be a second pitch at the Trojans Sports Club ground as this is one of the largest hockey clubs in the country with approaching 500 playing members and currently relies for a second pitch on season by season hire of the private school owned water based pitch at Wellington Sports Ground.

3.10 New and emerging issues and opportunities

In summary, since the PPS was adopted in 2014, the main new and emerging issues from the consultation of relevance to the needs and priorities for future supply of playing pitch in Eastleigh are:

- Additional housing land allocations both within the Borough and close by, some with proposals for new playing pitch supply.
- The introduction by the FA of its Pitch Register for 3G pitches of suitable quality for league play. There is an opportunity to register the 3G pitches in Eastleigh and transfer more adult games to these AGPs releasing capacity on grass pitches for junior games and informal play. This opportunity exists at Wide Lane (where the university has recently resurfaced its 3G pitch) and at the Toynbee School as the full size 3G AGP at this dual use school site is resurfaced.
- The introduction of an FA Parklife football hub site scenario across Eastleigh Borough and the City of Southampton presents an opportunity for Eastleigh Borough to address issues of shortfall of capacity for mini soccer, youth football and women's football highlighted in the PPS in 2014 and restated in club consultation for this update (e.g. by AFC Stoneham, E&DMSL, Trojans, Hedge End Rangers FC).
- There is an opportunity to accommodate club demand in future in a more sustainable way on a combination of education sites (e.g. Wide Lane Sports Ground and secondary school sites secured through community use agreements) and a small number of Council owned hub sites in accessible locations i.e. Fleming Park, the Hub, Hardmoor Playing Fields/Trojans Sports Club (in a partnership with Test Valley District Council and the club) and at Monks Brook/BTC Sports Club (in a partnership with the FA Parklife, City of Southampton, the sports club and potentially the RFU and RFL to make one of the Parklife 3G pitches suitable for full contact rugby).
- A new opportunity has emerged to address the need for additional cricket facilities identified in the PPS, particularly for junior play. The housing allocation at North Stoneham has potential to provide S106 funds to deliver non turf pitches both at the Hardmoor Playing Fields (subject to traffic risk assessment and planning) and at a new site near Lapstone Playing Fields, the home ground of Fair Oak CC and to support improved changing and social facilities for Old Netley & Highfield CC at the VT Sports Ground.

3.11 Strategic Actions to Address Future Facility Needs

To accommodate the forecast number of additional number of playing pitch sports teams and the increase in demand for facilities for informal play over the emerging Local Plan period to 2036 will require a combination of the following strategic actions:

- Investment in enhancing the quality of existing natural grass pitches to increase capacity where this is cost effective e.g. improved pitch maintenance regimes, installation of pitch drainage systems, re-configuration of pitch layouts, increased use of mobile goalpost systems
- Investment in existing pavilions and changing rooms at key sites (particularly at Trojans Sports Club/Hardmoor) to encourage more play by women and girls teams
- Replacement of AGP playing surfaces as necessary e.g. current priorities of Toynbee School (3G), Thornden School (sand), and Crestwood College (sand)

- Securing more access for community teams to pitches on education sites including small scale investment in facilities at junior schools where appropriate and where community use is encouraged - e.g. Nightingale Primary, Eastleigh; Freegrounds Junior, Hedge End (5v5 3G MUGA opportunity); Townhill Junior, West End; Hamble Primary; Botley Primary - and, potentially, to a new secondary school proposed in the borough
- Investment in provision of at least two more 3G AGPs for football and ideally four more, particularly FA registered 3G pitches for competition. This provision would have the added benefit of releasing peak slots on the existing four sand based AGPs to provide for hockey growth
- Specification of one of the new 3G AGPs as both rugby and football compliant to provide for rugby growth, both union and league
- Consideration of the need for and feasibility of a second sand filled AGP for hockey at the Trojans Sports Club as the optimum location in the Eastleigh area for future club hockey development

A schedule of recommended priority projects by sport, site and local area is set out in Section 5. These priorities update and replace the priorities established in the 2014 PPS.

3.12 Summary of PPS Update Findings

PPS Key Questions	Update Findings
What are the main characteristics of the current supply and demand for provision?	<ul style="list-style-type: none"> ○ Eastleigh Borough Council retains very little formal pitch stock in its ownership. Accordingly, locally based clubs and teams rely extensively on poorly secured stock on education sites, company sports grounds and other privately owned sites as well as on town and parish council owned recreation grounds. ○ There is also a good deal of cross boundary imported demand - i.e. clubs based in Southampton traveling to sites in Eastleigh Borough to access the appropriate quality of pitches for league matches and for mini soccer and youth football. To a lesser extent, clubs and teams based in Eastleigh, travel out of the Borough to access facilities, most particularly for training. ○ The pressure of demand from mini soccer and youth football on the existing supply of small-sided football pitches in Eastleigh Borough was identified as a key finding of the PPS in 2014. This continues to be one of the main characteristics of supply and demand for playing pitches in the Borough and, from the consultation, is a cause of significant latent demand for local youth football clubs and central leagues. ○ The costs of enhancing and maintaining the existing stock to a good quality is the major challenge for many existing providers, particularly on the smaller public park and recreation sites with just one or two football pitches and/or a cricket pitch. At a number of sites, these small sites are the only local supply available for multi-team youth football clubs that make heavy demands at weekends in addition to accommodating demand for informal play. ○ Maintaining pitch quality is also a growing issue on the secondary school sites across the Borough where, in most cases, there is extensive community use of artificial grass pitches during the evenings and at weekends but, at several, sinking funds are either not in place or are inadequate to meet the cost of renewal of the playing surface and lighting.
Is there enough accessible and secured community use provision to meet <u>current</u> demand?	<ul style="list-style-type: none"> ○ No. The finding of the 2014 PPS that there is insufficient accessible and secured community use provision for both youth football and for cricket remains valid. ○ However, the Borough Council is working closely with the governing bodies of these two sports, as well as with land owners and local leagues and clubs on several large scale sports hub projects which, if delivered, will both increase supply for these sports and ensure that access is secured for the long term - e.g. Hardmoor Playing Fields, Wide Lane Sports Ground, Monks Brook Playing Fields. These projects have the potential to not only compensate for the proposed loss of existing playing field sites in the north of the Borough to housing development but also to improve the quality of provision and increase the overall playing capacity to address latent demand within the current population. ○ Although the updated Facilities Planning Model analysis for artificial grass pitches (AGPs) shows there is just sufficient supply of AGPs to meet current demand from hockey and football, this assumes continued availability of accessible supply in neighbouring Boroughs

	<p>with sufficient capacity to accommodate the existing high level of exported demand from Eastleigh based teams and clubs (i.e. approximately a third of all demand for AGPs in Eastleigh Borough). As noted above, existing accessible supply in the City of Southampton is itself under high pressure of demand from its own clubs and teams. The FPM also takes no account of the new FA policy to transfer play (for all age groups) to accredited 3G AGPs from grass or sand based AGPs where this is possible. In light of these factors, up to four further floodlit 3G pitches to FA registration standards are required to meet current demand.</p> <ul style="list-style-type: none"> ○ There remains just sufficient hockey AGP supply to meet current demand despite the loss of the Fleming Park Leisure Centre AGP through conversion to a FA accredited 3G playing surface as part of this major project scheduled to be completed in 2018. However, as identified in the PPS, there continue to be issues of security of access as most of the supply is located on education sites where clubs have no security of tenure and, in two cases, where the sand playing surfaces require renewal. ○ The supply of pitches available in the Borough for rugby union remains sufficient to meet current demand of the existing clubs. However, the main club - Eastleigh RFC - would be in a position to accommodate its training needs better and reduce wear and tear on its main pitch were it to have access to a second set of floodlights. The smaller social adult men's club in the Borough - Stoneham RFC - would benefit from securing tenure on the facilities it hires from the university at Wide Lane Sports Ground. ○ In 2014 when the PPS was adopted, there was a deficiency of secured access to address pitch demand for rugby league. This issue has now been resolved for the large and growing community club serving the wider Southampton/Eastleigh area - Southampton Spitfires RFLC - which has recently secured access to the City of Southampton's Lordship Sports Ground (also known as Five Acres).
<p>Is the provision that is accessible of sufficient quality and appropriately maintained?</p>	<ul style="list-style-type: none"> ○ No. The AGPs at Fleming Park, Hamble Sports Complex, Wide Lane Sports Ground and Trojans Sports Ground have been resurfaced since the PPS was adopted. However, there are quality issues that remain to be addressed in relation to the hockey AGPs at Crestwood College and Thornden School and in relation to the 3G AGP at Toynbee School and the 3G MUGA at Wyvern College. ○ Securing FA registration to the 3G pitches at Wide Lane and Toynbee School (when this is resurfaced) will also be important in the short to medium term so that these facilities can accommodate league play to provide higher quality of playing experience by transferring more matches from poor quality parks pitches. In turn, this will free up parks pitches in the peak hours for informal games. ○ With regard to the grass pitches, although quality improvements have been made at several sites in line with priorities identified in the 2014 PPS (e.g. The Hub in Bishopstoke and Hiltngbury Recreation Ground), many of the quality issues identified in the PPS at specific sites remain valid. To maximise value from investment in quality enhancements, it will be important to take a strategic approach and concentrate resources on multi pitch hub sites that have a good level of security and on site management as well as protected community access for the long term. The Borough Council and the sports governing bodies have been actively pursuing this strategy since the PPS was adopted.
<p>What are the main characteristics of the <u>future</u> supply and demand for provision?</p>	<ul style="list-style-type: none"> ○ The scale of forecast population growth in the Borough (and in the wider catchment area) as a result of new housing allocations is likely to give rise to a substantial shortfall in provision of playing pitches in the Borough without new investment in enhancing the quality and capacity of existing sites and in new provision. ○ Based on existing patterns of participation in the playing pitch sports and the number of teams generated by the current population, it is estimated that as many as 100 new football teams could be generated by 2036, four fifths in the mini soccer and youth age groups. ○ Team growth in the other major pitch sports is likely to be far more modest assuming current participation patterns are maintained - i.e. five adult hockey and cricket teams, three adult rugby teams plus increases in play by minis and juniors in all three sports.
<p>Is there enough accessible and secured community use provision to meet <u>future</u> demand?</p>	<ul style="list-style-type: none"> ○ No. Community access to more of the existing supply needs to be secured. Investment in quality enhancements on unsecured sites - e.g. in the form of capital grants by the Borough Council (e.g. through CIL or S106) or by sports bodies (e.g. through their capital grant programmes) - provides opportunity to achieve this security on privately owned or education owned sites.

	<ul style="list-style-type: none"> ○ A minimum of two further 3G football AGPs may be required on sustainable sites (i.e. in addition to the shortfall of four identified to meet current demand) to accommodate growth in demand in the Borough of the scale indicated by population forecasts (i.e. 100+ new teams). Smaller scale investment in small sided floodlit 3G MUGAs on secure sites where there is established demand from youth football teams (e.g. primary schools with under-used playing fields or hard play areas) should also be considered as part of the strategy. ○ As existing accessible pitch supply for the other main pitch sports is already being used close to capacity, it is highly likely that a further provision for these sports will also be needed in the course of the emerging Local Plan period to 2036. ○ An additional secondary school is planned at Woodhouse Lane to meet demand for new school places resulting from new housing developments. This presents an opportunity to secure community access to a range of sports facilities that will be required by the school including, potentially, an AGP and a non-turf cricket pitch. ○ The priority for rugby union to provide additional playing and development capacity to address future demand growth in this part of Hampshire is to secure an opportunity to provide a rugby-compliant floodlit AGP. An opportunity currently at the early stages of consideration by the RFU in consultation with the FA and the local authorities in the Eastleigh/Southampton area is for investment in a hybrid rugby/football AGP on one of the proposed FA Parklife project sites in the area. ○ A rugby compliant 3G AGP would also serve a valuable role in meeting future demand for rugby league in the Eastleigh and Southampton area currently focused on the Southampton based Spitfires RFL club.
--	--

Section 4 - Sports Facilities Needs Assessment

4.1 Introduction

As detailed in the Methodology in Section 1, this update of the needs assessment for sports facilities other than playing pitch sports has been prepared in accordance with Sport England's published guidance dated July 2014¹⁰

In particular, the facility audit information (supply, demand, accessibility, availability) and needs findings within the adopted Eastleigh Sports & Lifestyles Strategy 2016-2020 have been reviewed and updated through a process of fresh consultation with facility operators, town and parish councils, sports clubs and governing bodies and neighbouring local authority sports and leisure or planning officers. In addition, with regard to swimming pools and sports halls, Sport England provided summary Facilities Planning Model (FPM) reports for Eastleigh Borough from the February 2016 national run of the model.

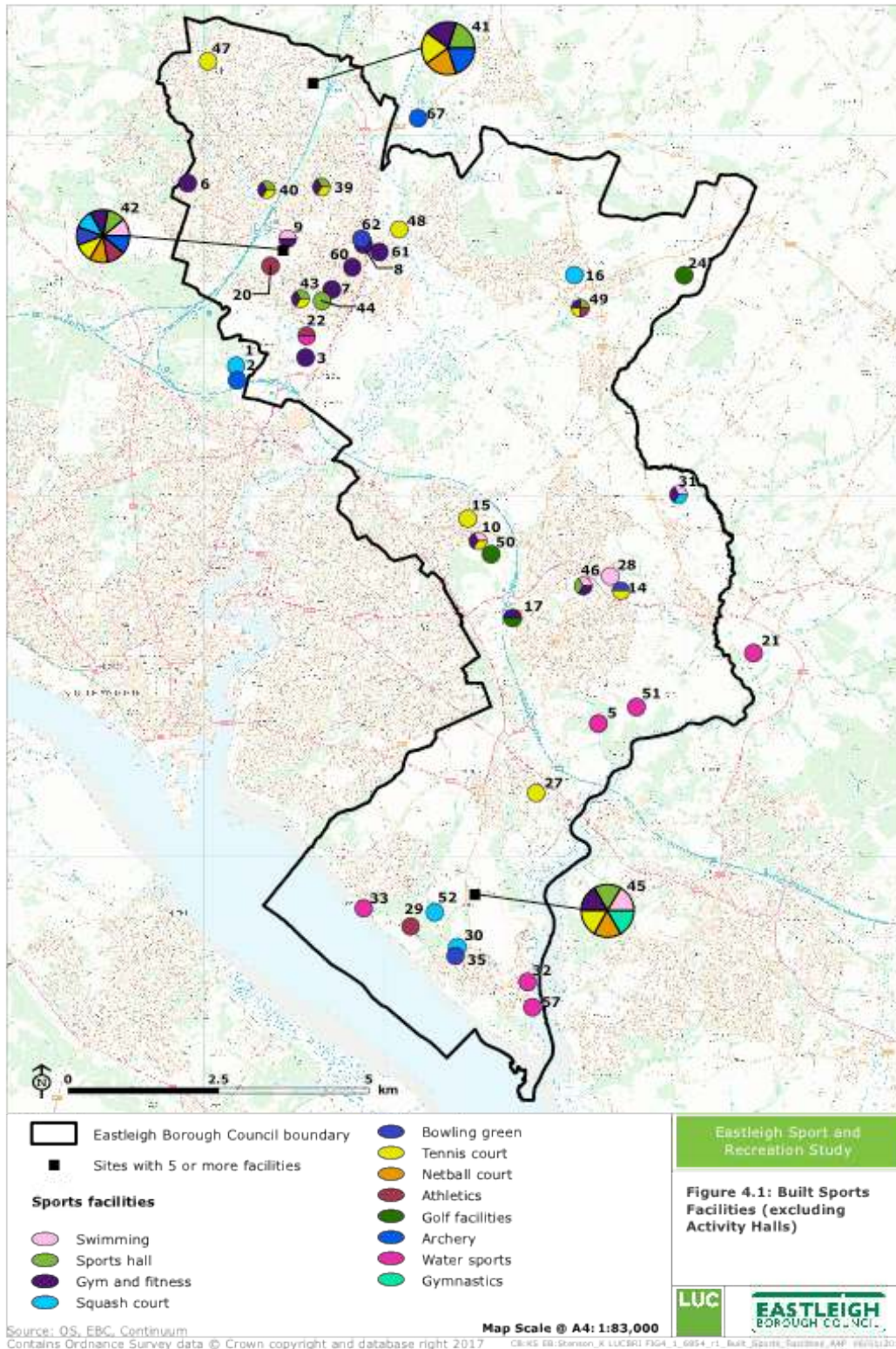
The current supply in 2016 of facilities for each of the built sports facilities in scope in Eastleigh Borough by local area is detailed at Appendix B and the distribution of the existing publicly accessible sites (excluding the activity halls) is shown in Figure 4.1 below.

Appendix B also details the main facilities in neighbouring Boroughs that have been identified as likely to fall within the catchment area of residents of the Borough. As in the Borough Council's Sports & Active Lifestyles Strategy 2016-2020, an approximate drive time of 15 minutes has been used to identify the main facilities within the catchment area although it should be recognised that, due to traffic congestion, journey times to these out-of-Borough sports facilities can be significantly longer on occasions during the peak weekday evening period in particular.

This section of the report summarises the current supply and demand factors detailed in the sports facilities audit at Appendix B and considers the potential impact of forecast population growth on future facility needs.

¹⁰ Assessing Needs and Opportunities Guide for Indoor and Outdoor Sports Facilities, July 2014. Available at <https://www.sportengland.org/media/3599/20140722-anog-published.pdf>

Figure 4.1: Built Sports Facilities (excluding Activity Halls)



Site Ref.	Built Sports Facility Site (excludes Activity Halls)
1	Trojans Sports Club
2	Hardmoor Sports Ground
3	Wide Lane Sports Complex
5	QE2 Activity Centre
6	3D (Bodysound) Health & Fitness
7	Samsons Gym / The Weights Room Health and Fitness Club
8	Curves
9	Spirit Health Club
10	The Hampshire Health & Racquets Club
16	Fair Oak Squash Club
17	Hedge End Golf Centre
18	Chandlers Ford Golf Academy
20	Pavilion on the Park
21	Fairthorne Manor
22	Lakeside Country Park
24	East Horton Golf Course
28	The Lakeside Spa
29	Royal Victoria Country Park
30	Mount Pleasant Recreation Ground
31	Vital Health & Wellbeing
32	Royal Air Force Yacht Club
33	Netley Cliff Sailing Club
35	Aerostructures Sports & Social Club
38	VT Group Sports Ground
39	Crestwood College for Business and Enterprise (Crestwood College Leisure Centre)
40	The Toynbee School
41	Thornden School
42	Fleming Park Leisure Centre
43	Barton Peveril College
44	Crestwood College for Business & Enterprise (Cherbourg Campus)
45	Hamble Community School (Hamble Community Sports Complex)
46	Wildern School (Wildern Leisure Centre)
47	Hiltingbury Recreation Ground
48	The Hub (Bishopstoke Recreation Ground)
49	Wyvern Technology College (Wyvern Leisure Centre)
50	The Rose Bowl
51	Manor Farm Country Park
52	Police Training Headquarters
57	Hamble River Sailing Club
60	Anytime Fitness
61	Crossfit Southampton
62	Eastleigh Railway Bowls Club
67	Highbridge Farm

4.2 Swimming Pools

4.2.1 Supply

There are three public swimming pools in the Borough at Fleming Park Leisure Centre, Hamble Sports Complex and Wildern School Leisure Centre. These three municipal and school pools are supplemented by private members club pools at four commercial health club sites. As shown in Figure 4.1, the distribution of the three community pools in Eastleigh Borough is good covering the north (Fleming Park in Eastleigh - site ref. 42), south (Hamble - site ref. 45) and central area (Wildern School in Hedge End - site ref. 46).

In addition, three primary school in the Borough have small outdoor teaching pools generally available for teaching pupils in the summer term only but no or very limited community use. These are at Botley Primary, Hamble Primary and Nightingale Primary School in Eastleigh Town.

As detailed in Appendix B, ten community pools in neighbouring Boroughs are located within the Council's existing accessibility standard (i.e. an approximate 15 minute drive time) plus several commercial health club pools. Whilst the M27 divides the Borough and forms a substantial barrier to north/south travel for those on foot or cycle, it brings a lot of facilities in neighbouring Boroughs into the drive time catchment for Eastleigh Borough residents. Taken together, this neighbouring provision will accommodate a significant proportion of total swimming demand from the Eastleigh Borough population.

New Supply in Development

Fleming Park - The Borough Council appointed developers in March 2016 to build a replacement for the existing Fleming Park Leisure Centre on land adjacent to the existing centre. The new centre will include a 25m 8 lane pool and 20m x 10m learner pool with pool spectator seating for 150 people and wet changing village. This project will increase the water space available by approximately 50m² and is programmed to open in January 2018.

Other Potential Changes in Accessible Supply

Eastleigh Borough - A risk to the revenue sustainability of the Hamble Sports Complex community sports operation at Hamble College has been identified in consultation. The community operation of this key venue in the south of the Borough is running at a substantial revenue deficit. The College's Business Manager is new in post and is seeking to address this issue partly through renegotiating long standing leases and/or management agreements with local sports clubs and coaching organisations including Hamble Astro Ltd (a trading co. of Hamble Hockey Club) for use of the AGP; with Hamble Utd FC for use of the grass football pitches, with Dynamo Gymnastics for use of the dedicated gymnastics hall and with Jem Tennis who hold a lease with five years unexpired on the tennis courts. Should the 4 lane community pool at this site close to community users, it would exacerbate the shortfall of community water space available in the Borough although, in the short term, the impact would be mitigated by the new Holly Hill pool opening in Sarisbury Green.

Winchester City - There are ongoing discussions in Winchester concerning possible development of a 50m Competition Pool development in the city. In July 2016 Winchester City Council's Cabinet and Council agreed that a replacement for the 40-year-old River Park Leisure Centre, proposed at Bar End in Winchester, should have a 50m swimming pool, 12-court sports hall, four squash courts, a fitness gym with studios, a hydrotherapy pool and other state-of-the-art facilities. Funding and implementation of this ambitious project (at an estimated cost of £34m) involves a number of partners including Winchester University and remains subject to the findings of a detailed business case to support the design and financial feasibility. The Council announced in October 2016 that it expects the findings by the summer of 2017. Should this major project proceed, given the proximity of Bar End to the northern part of Eastleigh district, the additional water space would be likely to alleviate some of the current unmet demand in the Borough (see below).

Southampton City - The other main potential change in the accessible supply to Eastleigh Borough residents identified in consultation is the risk to the future operation of the popular Lordshill Community Pool in Southampton should the roof fail. The charity that currently operates this pool under a lease from the City Council is due to assume full responsibility for the building from November 2017 and is currently fund raising both for a new roof at an estimated cost of £500k and replacement changing lockers.

4.2.2 Demand

The latest full year results of the Active People Survey (2014/15) shows that expressed demand for swimming among adults (16yrs+) in Eastleigh Borough is above the national average as it is in three of the four neighbouring Boroughs. The exception is Southampton where adult swimming participation is significantly lower than the national average.

Table 4.1: Participation in swimming at least once during last four weeks (adult 16+)

Area	Swimming once during last four weeks
England	9.38%
Eastleigh	11.3%
Fareham	12.7%
Test Valley	11.1%
Winchester	12.5%
Southampton	7.16%

Source: Sport England Active People Survey 9 2014/15

All three 25m pools in the Borough at Fleming Park (currently 6 lanes) and Wildern School (3/4 lanes) and Hamble Sports Complex (4 lanes) host swimming clubs with ASA 'Swim 21' accreditation - Eastleigh Swimming Club, Wildern Waves Swimming Club and Hamble Aquatics Swimming Team (HAST) respectively.

The largest and longer established Eastleigh SC offers a full range of swimming activities from learn to swim classes for non-swimmers and SwimFit sessions for fitness swimming through to target, development and top squads for junior and masters with over 150 active members. The club has squads and individual members competing at county, regional and national levels. Monthly membership in several categories is close to capacity and the club has sought to secure additional pool time for a number of years. To secure sufficient pool time, the club hires pool time out of the Borough at the King's School in Winchester for 90mins every Tuesday evening.

Wildern Waves is a much smaller club set up in September 2012. The club currently has three squads currently in place training in the Wildern School Pool early evenings during the week and on Sunday afternoons. The club allows children from six years of age to improve their fitness and develop their swimming strokes in a competitive and fun environment with several club and district events programmed each year.

Hamble Aquatics Swimming Team has been based at Hamble School Sports Complex since it was first established in 1997. The club's squads also uses the Bitterne Leisure Centre Pool in Southampton for weekly training on Friday mornings. This club has between 50 and 70 active members.

The pool operators report waiting lists on learn to swim junior lesson programmes at all three public pools. Hamble Community Sports Complex for example has a waiting list of approximately 100 children, mainly in the younger age groups.

The Hamble Sports Complex and Fleming Park Leisure Centre pools also report very popular Over 50s/60s daytime swimming programmes. The Community Manager at the Hamble site considers there is a lack of provision of this type of programming to meet demand which continues to grow with the demographic trend of an ageing population.

Lane swimming at Fleming Park is in high demand in the peak hours. With just six lanes available in the existing pool it is particularly challenging to accommodate all types of demand within the peak hours - lane swimming, lessons, classes as well as demand for the swimming club's own learn to swim, SwimFit sessions, squad training sessions and programme of galas. In addition to high local demand, the Fleming Park pool serves some imported demand from south Winchester and north Southampton, while the Wildern Pool hosts a club from Fareham Borough (Fareham Nomads Swim Club) for a two hour session on Tuesday evenings.

4.3 Application of Planning Tools

Standards of Provision - Sport England's current published guidance for Assessing Needs and Opportunities (ANOG) for provision of community sports facilities advises local planning authorities to move away from the use of per capita based standards in assessing and determining quantitative needs for sports facility types. ANOG provides direction on the use of local data and consultation and spatial planning tools such as the Facilities Planning Model (FPM) which takes into account a much wider range of relevant factors - including the nature and quality of the pool supply, the availability of accessible supply in neighbouring local authorities as well as travel distances and modes (on foot and by car) - in determining quantitative facility needs at local authority area level. This more detailed, layered approach is advocated to ensure local planning authorities adopt a robust evidence based approach to facility planning and investment decisions based on local needs as opposed to relying on arbitrary per capita standards of provision which do not reflect local factors such as the distribution of facilities in relation to the distribution of housing and population and transport networks and barriers.

The Council's adopted quantitative standard for provision of indoor swimming pools in Eastleigh Borough is 11.9 m² per 1,000 population against actual provision in 2011 based on the census population total of 11.7m². Based on the 2011 census population total of 125,199 and current housing growth plans, the Council estimates the resident population in 2018 will be 132,507. Assuming water space of 1,517m² (i.e. the water space in the Borough set out in Table 1 in Appendix 2 plus the additional 50m² in the new Fleming Park Leisure Centre new 8 lane pool from 2018), there will be 11.5 m² of water space per 1,000 located in the Borough (assuming no further changes in supply and assuming no scaling to account for hours available in the peak period).

However, as stated above, this takes no account of the accessible pool provision in neighbouring Boroughs within the Council's existing accessibility standard (i.e. an approximate 15 minute drive time). The accessible provision in neighbouring Boroughs comprises seven further pools venues (six 25m pools and a 50m pool with diving and leisure pools) including one new venue - Holly Hill Leisure Centre - which opened in October 2016 and is located close to the Bursledon Hamble and Hound Local Area at Sarisbury Green in Fareham.

Assuming the new larger water space in the replacement Fleming Park LC from 2018 but no other supply changes, Table 4.2 shows the impact of forecast population growth on the current adopted per capita standard i.e. provision will fall to 9m² per 1,000 head of population compared to the standard of 11.9m².

Table 4.2: Projected impact of population growth on per capita quantity standard

Year	Supply (m ² publicly accessible water space in Borough)	Population Projection	Supply per 1,000 population (m ² water space)	EBC Adopted Standard
2011 (Base census year and start of the emerging Local Plan period)	1,467 (all sites and pools)	125,199 (actual)	11.7	11.9
2018 (New FPLC opens)	1,517	132,507	11.5	
2036 (Forecast estimate at end of the emerging Local Plan period)	1,517	167,862	9.02	

The Facilities Planning Model (FPM) - The key findings from Sport England's February 2016 National Run of the Facilities Planning Model for Eastleigh Borough for Swimming Pools are as follows:

- **Supply** - There are 6 indoor pools in Eastleigh that meet the minimum size threshold for inclusion as community pools in the FPM (20m in length or 160m²) and availability criteria, together providing 1,166m² of water space. In total, the model calculates that this supply has capacity to accommodate 8,202 swim visits per week in the peak period (vpwpp)
- **Demand** - The model calculates that at the 2015 mid year population estimate of 131,495, total demand for swimming pool provision from Eastleigh residents totals the equivalent of 8,477 vpwpp (i.e. a shortfall of supply capacity against current demand of approximately 275 vpwpp).

- **Supply/Demand Balance** - This level of capacity shortfall translates as a shortfall in supply of water space of approximately 460m² (i.e. a further 6 lane 25m pool and learner pool). However, this measure only provides a 'global' view of provision and does not take account of the location, nature and quality of facilities in relation to demand; how accessible facilities are to the resident population (by car and on foot); nor does it take account of facilities in adjoining Boroughs. These factors are covered in the more detailed modeling set out in the following bullet points.
- **Satisfied Demand** - this is a measure of the proportion of demand for swimming from residents of Eastleigh Borough that is met either by the community pools within the Borough or by pools in neighbouring local authorities that fall within the model's travel time distance decay calculation by travel mode (i.e. walking or by car) for swimming pools. As there are several qualifying community pools in neighbouring Boroughs that are accessible to Eastleigh Borough residents the Satisfied Demand rating is fairly high at 95% (compared to the national average of 91.7%). However, the 6 pools located within Eastleigh Borough only meet 61% of the demand from Eastleigh residents with 39% of demand from residents of Eastleigh being exported and met by accessible community pools in neighbouring local authority areas.
- **Unmet Demand** - with Satisfied Demand of 95%, just 5% of demand for swimming from Eastleigh Borough residents is currently unmet. This level of unmet demand is low relatively to the national average of 8.5%. Translated into pool water space, unmet demand for indoor pool water space in Eastleigh Borough is the equivalent of approximately 76m² of water space. This will be largely addressed by expansion of the water area by circa 50m² at the new Fleming Park LC opening in 2018.
- **Used Capacity** - while unmet demand for swimming in Eastleigh is relatively low due to the availability of pools in neighbouring Boroughs, the Borough's 6 pools are used to their full 'at one time' capacity (i.e. 1 person per 6m² water area) in the peak period. In the 2016 FPM National Run, Eastleigh's pools were showing as being used to their full capacity (i.e. 100%). This compares to Used Capacity of just 66% averaged across all pools in England 3,000 approx).
- **Local/Relative Share** - relative to the national average amount of pool space by local authority area, Eastleigh Borough has a below average relative local share scoring 79 against the national average benchmark of 100.

From these FPM findings it is reasonable to conclude there are broadly enough swimming pools to meet current demand but that Eastleigh is very reliant on pools in neighbouring Boroughs which accommodate well over a third of all swimming demand from Eastleigh residents.

However, the existing pools provide no spare capacity to accommodate future demand resulting from increases in population and/or from growth in swimming participation. In the context of forecast population growth in the Borough of 40,000 approx. to 2036, further provision is therefore likely to be required in the emerging Local Plan period 2011-2036, either within Eastleigh Borough or within the drive time catchment. This conclusion is endorsed in consultation with the ASA (the governing body for swimming) particularly when the FPM findings for the neighbouring Boroughs of Southampton and Fareham are taken into account both of which show a substantial shortfall in water space to meet the demands of their own current borough populations (i.e. a negative Supply/Demand balance) before imported demand from Eastleigh or other neighbouring Boroughs is taken into account. (NB. Fareham Borough still has a negative Supply/Demand balance for swimming pools despite the recent provision of a new 25m 6 lane pool with learner pool at Holly Hill, Sarisbury Green). This new provision is within a short drive time of a substantial population in the south and east of Eastleigh Borough and will go some way to addressing the current unmet demand in the south east of Eastleigh Borough, at least for the short term.

4.4 Consultation

ASA - In consultation for this needs assessment update, the ASA Facilities Manager for the area welcomed the additional flexible water space the new Fleming Park Leisure Centre development will provide and confirmed this site as an ASA strategic priority site for the area as the only municipal provision with full availability serving a large and growing Borough population as well as some demand from the Southampton and Winchester areas.

The ASA also highlight a recent national growth trend in swimming stimulated by a combination of development work into programmes and products to assist pool operators increasing their customers

(e.g. Swim Fit) and the impact of the 2016 Games in Rio and the increasing media coverage of the sport on club memberships, particularly ASA Cat 2 (competitive athletes). The ASA report that nationally, club memberships in autumn 2016 are 8% higher than the same time last year.

Southampton Water Polo Club draws several of its 50 strong active male and female membership from Eastleigh Borough and trains in the diving pool with moveable floor at the Southampton Quays Leisure Centre. This club has identified the lack of suitable pools for water polo match play in the Southampton/Eastleigh/Fareham/Winchester/Test Valley area. The nearest suitable pools are in Portsmouth and Basingstoke.

The *Multi Sports Club* for young people with disabilities with an active membership of 66 young people offers regular sessions of mixed pool based activities - e.g. aquafit, swimming, water polo, water games etc - in the pool at Wildern Leisure Centre on Sundays from 5-6 pm. On occasions this session is over-subscribed as the main pool is only 3/4 lanes wide.

4.5 Conclusions - issues and opportunities

The assessment of need findings for swimming pools show that, at current population levels, demand for swimming space in Eastleigh Borough in the peak hours exceeds the current available supply. Whilst the opening of the new Fleming Park Leisure Centre in 2018 will improve the supply/demand balance a shortfall of water space to meet current demand will remain. However, the recent opening of the Holly Hill Leisure Centre in Sarisbury Green is accessible to those in the south and east of the Borough and is likely to address much of this shortfall, at least in the short term.

The priorities in formulating a new strategy based on this needs assessment should therefore be to protect the quantity of the existing and planned water space for community swimming in the Borough and to plan for ongoing investment in maintaining and enhancing the quality and financial sustainability of the community pool venues at Wildern School and the Hamble Sports Complex. The most pressing enhancement priority is to replace the swimming pool roof at Wildern School.

The need for additional water space to address forecast population growth in the Borough of approximately 40,000 people within the emerging Local Plan period 2011-2036 should be kept under regular review. Key factors to be considered will include:

- The impact on demand for swimming in the south east of the Borough of the recent opening of the new leisure centre at Sarisbury Green in Fareham (25m 6lane pool & learner pool)
- Whether outline proposals for a 50m pool in Winchester to replace the River Park Leisure Centre pools are implemented
- Any loss of supply and availability at pools in neighbouring Boroughs accessible from parts of Eastleigh. The small community pools at Red Lodge in Bassett and Oaklands in Lords Hill have known investment requirements and are reliant on small community trusts
- The impact on demand of the implementation of housing developments in the Borough with planning consents or already under construction (i.e. Allbrook Meadow; Land North of Bishopstoke and Fair Oak; Boorley Green, Botley; and Stoneham Park, Eastleigh), and of developments refused planning consent and subject to appeal decisions (e.g. land west of Bubb Lane, south of Mallards Road and east of Grange Road)
- The implementation of housing development allocations to 2036 both in the Borough and in neighbouring Boroughs close to the Eastleigh boundary (e.g. North Whiteley in Winchester City 2km south east of Botley; allocations in the south of Test Valley including those at Whitenap in Romsey, Hoe Lane in North Baddesley and Park Farm in Stoneham; and Townhill Park in Southampton City)
- Swimming demand trends over the emerging Local Plan period to 2036 (i.e. whether the recent upturn in swimming demand is sustained).

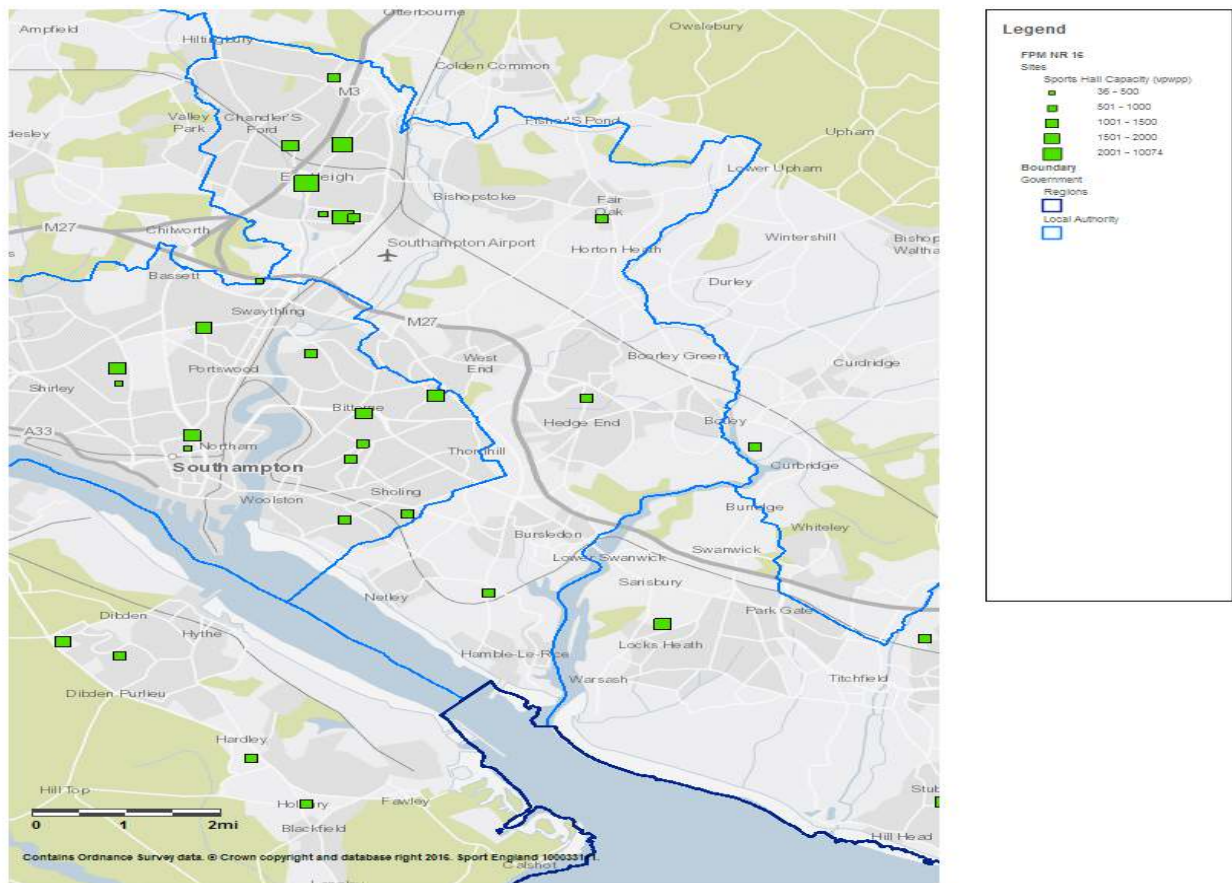
4.6 Sports Halls

4.6.1 Supply

There are nine sites in the Borough with publicly accessible sports halls of four badminton courts or larger of which eight are on school or college sites. The exception is Fleming Park Leisure Centre which is available all day and provides a large (10 badminton court size) main hall and a second 'new hall' of approximately 300m² which is used mainly for games of five a side football.

As shown in Figure 4.2, the distribution of the nine sports hall sites (with halls of 4 courts or larger) is quite heavily concentrated in Eastleigh Town in the north of the Borough. In the other local areas, the available provision is more limited particularly for daytime use as the available halls in these areas are all on education sites. There is no sports hall in Hiltingbury in the north west corner of the Borough and, in the south of the Borough there is greatest reliance on supply in the neighbouring Boroughs of Southampton to the west and Fareham to the east. As with other facility types, whilst the M27 divides the Borough and forms a substantial barrier to north/south travel for those on foot or cycle, it brings a lot of facilities in neighbouring Boroughs into the drive time catchment for Eastleigh Borough residents. A further fifteen sports halls are identified at Appendix B as located within an approximate 15 minute drive time from parts of Eastleigh Borough.

Figure 4.2: Supply of Sports Halls in Eastleigh and Neighbouring Boroughs 2016



Sport England assumes no responsibility for the completeness, accuracy and currency of the information contained on this map/report. This information is taken from the Active Places Power website and its terms and conditions apply. 9/11/2016 11:22

New Supply in Development

Fleming Park Leisure Centre - A replacement for the leisure centre is currently under construction on a site across the road from the existing centre. The new centre will increase the available sports hall space by 50% providing a larger 15 court sports hall as a regional base for netball (check with EH) as well as an important event venue for badminton, basketball, judo, indoor cricket (leagues and training) and an indoor hockey league. The programme is for the new centre to open in January 2018, the current building to be demolished in May 2018 and the playing pitches to be restored for the 2018/19 season.

Recently Closed Supply

Eastleigh College - Since the PPS was adopted, the Eastleigh FE College 4 court sports hall previously available for community hires from 6pm-9.30pm on weekday evenings in term time and from 9am-5pm at weekends has been closed to accommodate new building on the site. College students are now signposted to the Fleming Park Leisure Centre for sports hall based sports. The Community Managers of Crestwood College and Toynbee School dual use hall have indicated in consultation that closure of this sports hall has increased requests for bookings in peak evening hours at these sites as well as at Fleming Park. The Crestwood College Shakespeare Campus sports hall has no spare capacity to accommodate this demand.

Other Potential Changes in Accessible Supply

Hiltingbury - Chandler's Ford Parish Council is developing proposals for a new 4 court sports halls linked to the upgrade of its 1950s sports pavilion at the Hiltingbury Recreation Ground which was last refitted internally and fitted with replacement showers in 2008. Following public consultation and an outline feasibility study, the Parish Council agreed in October 2016 to commission detailed designs to planning application stage and a detailed business plan. Provisional proposals for funding the estimated £1.5m cost are £400k from the New Homes Bonus, £350k from the Parish Council's Reserves Fund and the balance from Prudential Borrowing.

Hedge End - A new secondary school is proposed to meet forecast demand for additional school places arising from allocations for housing and population growth although the location has still to be determined. A new secondary school in the Borough will present an opportunity to secure community access for use of the school sports hall out of hours. To maximise this potential, it will be important that the design facilitates dual use, for example by ensuring the sports hall and changing rooms can be secured separate from the main school out of hours with separately metered services and a dedicated community reception area.

4.6.2 Demand

The latest full year results of the Active People Survey (2014/15) shows that expressed demand for sports hall sports among adults (16yrs+) in Eastleigh Borough is close to the national average as it is in the neighbouring Borough of Fareham and Test Valley District. Demand is significantly higher both in the City of Winchester and City of Southampton.

Table 4.3: Participation in sports hall sports at least once during last four weeks (adult 16+)

Area	Sports hall sports once during last four weeks
England	28.6%
Eastleigh	28.0%
Fareham	28.5%
Test Valley	30.1%
Winchester	35.7%
Southampton	35.6%

Source: Sport England Active People Survey 9 2014/15

The Borough's sports halls accommodate a large number of successful and well established community clubs playing a wide range of indoor sports, for example Team Southampton Volleyball, Kestrels Basketball, Eastleigh Multi Sports (disability) Club, Treasure Gymnastics Club, Weston Blades Netball Club and a considerable number of badminton, cricket and table tennis clubs.

The provision of a large hall at Fleming Park Leisure Centre also attracts significant demand to host indoor forms of sports such as hockey, netball, cricket and archery most often played outdoors. In addition, the large hall is in great demand to host tournaments, festivals and events due to its size and capacity for spectators. The investment in a larger 15 court hall with much improved spectator capacity will increase the ability of the centre to accommodate event demand from 2018.

All of the facility operators consulted reported that the sports halls are at or close to capacity from 6pm to 9pm on weekday evenings with some capacity at weekends (at those sites offering weekend community access) and in the late evening (9-10pm). Crestwood School's facility manager reports a definite increase in use estimating that the number of community groups looking to use the sports hall at the school's Shakespeare site has increased threefold in recent years. The manager considers that, in general, community groups and parents tend to favour hiring school facilities over traditional leisure centre and public halls as the hire charges support the running of the facilities for use by children at the school.

4.7 Application of Planning Tools

Standards of Provision - Sport England's current published guidance for Assessing Needs and Opportunities (ANOG) for provision of community sports facilities advises local planning authorities to move away from the use of per capita based standards in assessing and determining quantitative needs for sports facility types. ANOG provides direction on the use of local data and consultation and spatial planning tools such as the Facilities Planning Model (FPM) which takes into account a much wider range of relevant factors - including the nature and quality of the sports hall supply, the availability of accessible supply in neighbouring local authorities as well as travel distances and modes (on foot and by car) - in determining quantitative facility needs at local authority area level. This more detailed, layered approach is advocated to ensure local planning authorities adopt a robust evidence based approach to facility planning and investment decisions based on local needs as opposed to relying on arbitrary per capita standards of provision which do not reflect local factors such as the distribution of facilities in relation to the distribution of housing and population and transport networks and barriers.

The Council's adopted quantitative standard for provision of sports halls in Eastleigh Borough is 69.3m² per 1,000 population against actual provision in 2011 based on the census population total of 61.4m² (excluding stand alone activity halls used for sports). Based on the 2011 census population total of 125,199 and current housing growth plans, the Council estimates the resident population in 2018 will be 132,507. Assuming sports hall space of 8,146m² (i.e. the existing sports hall space in Borough plus an additional 470m² in the new Fleming Park Leisure Centre from 2018), there will be 61.7m² of sports hall space per 1,000 located in the Borough (assuming no further changes in supply).

However, as stated above, this takes no account of the accessible sports hall provision in neighbouring Boroughs within the Council's existing accessibility standard (i.e. an approximate 15 minute drive time). The accessible provision in neighbouring Boroughs comprises a further 14 sports hall venues (see Appendix B).

Assuming the new larger sports hall space in the replacement Fleming Park LC from 2018 but no other supply changes, Table 4.4 shows the impact of forecast population growth on the current adopted per capita standard i.e. provision will fall to 48.5m² per 1,000 head of population compared to the standard of 69.3m².

Table 4.4: Projected impact of population growth on per capita quantity standard

Year	Supply (m ² publicly accessible sports hall space excluding stand alone activity halls)	Population Projection	Supply per 1,000 pop (m ² sports hall space)	EBC Adopted Standard
2011 (Base census year and start of the emerging Local Plan period)	7,676 (all sites with at least a 4ct hall)	125,199 (actual)	61.4	69.3
2018 (New FPLC opens)	8,146	132,507	61.7	
2036 (Forecast estimate at end of the emerging Local Plan period)	8,146	167,862	48.5	

The Facilities Planning Model (FPM) - The key findings from Sport England's February 2016 National Run of the Facilities Planning Model for Eastleigh Borough for Sports Halls are as follows:

- **Supply** - At the time the FPM run was conducted, there were 10 sites in Eastleigh with operational sports halls that met the minimum size threshold and availability criteria for inclusion as community sports halls in the FPM (4 badminton courts), together providing 56 badminton courts. The 4 court hall at Eastleigh College has closed since the 2016 FPM run. The majority of the halls are on education sites. When scaled to take account of the hours that these halls are available for community use, the model calculates that the supply of publicly available hall space is the equivalent of 42.80 courts providing capacity to accommodate 11,684 sports hall visits per week in the peak period (vpwpp).
- **Demand** - The model calculates that at the 2015 mid year population estimate of 131,495, total demand for sports hall provision from Eastleigh residents totals the equivalent of 7,930 vpwpp and calculates that, with a comfortable capacity factor included, this is the equivalent to 36.31 publicly accessible courts.
- **Supply/Demand Balance** - The modeled level of supply capacity against demand translates as a surplus in supply of sports hall space equivalent to approximately of 6.49 courts. However, the four court hall at Eastleigh College has closed permanently since the FPM run was conducted which, when taken into account, will have reduced the Supply/Demand Balance surplus to a negligible level. This facility was in high demand both for use by students and community sports clubs. In addition, the Supply/Demand balance measure only provides a 'global' view of provision and does not take account of the location, nature and quality of facilities in relation to demand; how accessible facilities are to the resident population (by car and on foot); nor does it take account of facilities in adjoining Boroughs. These factors are covered in the more detailed modelling set out in the following bullet points.
- **Satisfied Demand** - this is a measure of the proportion of demand for sports halls from residents of Eastleigh Borough that is met either by the sports halls within the Borough or by halls in neighbouring local authorities that fall within the model's travel time distance decay calculation by travel mode (i.e. walking or by car) for sports halls. Very similar to the swimming pools analysis, as there are several qualifying sports halls in neighbouring Boroughs that are accessible to Eastleigh Borough residents the Satisfied Demand rating is fairly high at 96.2% (compared to the national average of 90.5%). However, the sports halls located within Eastleigh Borough only meet 67.9% of the demand from Eastleigh residents with 32.1% of demand from residents of Eastleigh being exported and met by accessible community sports halls in neighbouring local authority areas. As detailed above, the closure of the four court sports hall at Eastleigh College since the FPM run was carried out will have reduced the level of Satisfied Demand but this will be offset from 2018 with the opening of the new Fleming Park Leisure Centre providing the equivalent of five additional courts.
- **Unmet Demand** - with Satisfied Demand of just over 96%, less than 4% of demand for sports halls from Eastleigh Borough residents is currently unmet. This level of unmet demand is low relatively to the national average of 9.5%. Translated into hall space, unmet demand for sports hall space in Eastleigh Borough is the equivalent of 1.3 badminton courts. This level of unmet demand will be largely addressed in 2018 by the net gain of one court that results from the recent closure of the 4 courts at Eastleigh College and the provision of 5 additional courts at the new Fleming Park Leisure Centre.
- **Used Capacity** - while unmet demand for sports halls in Eastleigh is relatively low due to the availability of hall venues in neighbouring Boroughs, the available capacity provided by the sports halls located within the Borough is used to 78.7% of their full 'at one time' capacity in the peak period. By way of comparison, in the 2016 FPM National Run, just 67.3% of the capacity of all sports halls across England was used. Within two of the four immediate neighbouring local authorities to Eastleigh, the used capacity of sports halls is also considerably lower (Winchester - 40.3% and Test Valley - 50.1%). In Fareham the used capacity is closely comparable to Eastleigh at 76.6% while, in Southampton City where there is a substantial shortfall in publicly accessible supply, the Used Capacity of the existing halls is very high at 94.6%. There is considerable variance in the Used Capacity at the different sports hall sites in Eastleigh Borough; for example the halls at Fleming Park and Crestwood College (Shakespeare Campus) are shown as having 100% Used Capacity and Wildern Leisure Centre at 95% while the low quality sports hall at Toynbee School in Chandler's Ford has relatively low Used Capacity at 47% as does the Thornden School sports hall close by at 56%. In

the short term during the period between the closure of the Eastleigh College Sports Hall and the opening of the new, larger halls in the replacement for Fleming Park Leisure Centre, the average Used Capacity of the available halls in the Borough will be higher than the 78.7% figure stated in the 2016 model run. Importantly, the model also considers the proportion of Used Capacity that derives from Eastleigh residents as opposed to 'imported' from residents of neighbouring Boroughs. The level of imported demand for sports halls in Eastleigh is high relative to its neighbouring Boroughs accounting for almost 44% of all Used Capacity. In comparison, just 20% of the Used Capacity of the sports halls in Southampton and Winchester is imported from other Boroughs and just under 17% in Test Valley.

- **Local/Relative Share** - The model forecasts that Eastleigh has a lower average share of sports hall provision than England and the South East, and a lower share than two of its four neighbouring authorities. The areas with the lowest share of sports hall provision are those areas close to the boundary with Southampton City Council in the central and southern parts of the Borough.

From these FPM findings it is reasonable to conclude there are just sufficient publicly accessible sports halls to meet current demand but that Eastleigh is very reliant on halls in neighbouring Boroughs. Just under a third (32%) of all sports hall demand from Eastleigh residents is exported to sports halls in neighbouring local authority areas and demand is also imported from Southampton in particular.

Some of the existing sports halls on education sites offer a little spare capacity to accommodate future demand resulting from increases in population and/or from growth in participation in sports hall sports. Sports hall capacity could also be released if more floodlit artificial grass football pitches were to be provided in future allowing sports hall operators to programme sports other than 5 a side football. This opportunity is considered in the Playing Pitch section of the report. However, in the context of forecast population growth in the Borough of 40,000 approx. between 2011 and 2036, further sports hall provision is likely to be required in the emerging Local Plan period to 2036 either within Eastleigh borough or within the drive time catchment. This conclusion is supported by the FPM findings for the neighbouring borough of Southampton in particular which shows a substantial shortfall in sports hall space to meet the demands of its own current borough population (i.e. a negative Supply/Demand balance of more than 20 courts) before imported demand from Eastleigh or other neighbouring Boroughs is taken into account. On this basis, the current projects to expand sports hall capacity at Fleming Park Leisure Centre and to provide a 4 court hall with day time access in Hiltingbury are fully justified, particularly when the permanent closure of the Eastleigh College sports hall is taken into account.

4.8 Consultation

Badminton England focuses its support for badminton development activity in Eastleigh Borough on the facilities at its two approved badminton venues in the Borough - i.e. Fleming Park Leisure Centre and Hamble Sports Complex - where high quality court time opportunities are available for players of all ages and abilities and accredited coaches are available for players to improve their standard of play. For talented players, Eastleigh offers easy access by car to the Hampshire County Badminton Performance & Development Centre, The purpose built Westgate Badminton Centre just outside Winchester which is open on weekday evenings and all day at weekends until 6pm. Badminton England supports the development of the new Fleming Park Leisure Centre and its continuation as an approved badminton centre offering daytime play and play access as part of the extensive network of badminton venues in the Borough on dual use sites that only offer access in the evenings and, in some cases, for restricted hours at weekends. Hampshire has a strong tradition of success at county championship level particularly in the older masters age groups. The new centre with its large hall, spectator and social facilities will provide opportunities to host tournaments etc. which will help to further promote the sport to Borough residents.

England Netball is supporting Eastleigh Borough Council via way of grant from its capital investment fund bid into the new development at Fleming Park in order to secure improved facilities for indoor netball training, development and indoor tournaments. For example, an England Netball supported Back to Netball session at Crestwood School Shakespeare Campus is currently delivered from the school gymnasium which has an undersized court as no other local venue has availability in the peak hours. England Netball aspires to transfer this session to the new centre at Fleming Park from 2018.

The Eastleigh *Multi Sports Club* for young people aged 16-30 with moderate to severe learning disabilities and/or physical disabilities in the Eastleigh area (formed in 2004) has approximately 60 regular active male members and 6 female members. The club has a waiting list for its Friday evening football session

based in the 4 court sports hall at Crestwood College Shakespeare Campus and some of its sports hall based multi sports courses in badminton and dodgeball at Wildern School and Thornden School are also oversubscribed. Potentially, some of the most popular weekly sessions and courses offered to disabled young people by the club could be better accommodated at the new Fleming Park Leisure Centre when it opens in 2018.

Team Southampton Volleyball Club with approximately 100 active players currently is outgrowing its main playing and training sports hall at Crestwood College Shakespeare Campus and is looking to secure programme time in the new larger sports hall at Fleming Park from 2018.

Roke Volleyball Club has approximately 25 active members (male and female) and use the sports hall at Richard Taunton VI Form College as the club's training base and plays its home matches at the Sports Centre St Mary's. Both venues are in Southampton City but readily accessible from Eastleigh. The club is looking to enter higher leagues to offer members opportunities for progression. The club reports difficulties in securing a two hour peak evening training slot in the sports halls with a volleyball court in Eastleigh Borough. Securing a slot in the new larger hall at FPLC with access to two courts at the same time would be ideal to support the development of this club.

Similarly, the *Weston Park Blades Netball Club* with 115 active female players and based out of the Borough at Sparsholt in Winchester is seeking access to a two or three court sports hall to allow for its growth plans. Every season Weston Park Blades produces a number of international-level players who represent their country. The club plays in the top division of the National Premier League and has a number of players who play in the National Super League.

Ravens Netball Club has 64 affiliated members plus a further 30-50 women and girls that attend Back to Netball and other informal sessions. Player are drawn from across Eastleigh and Southampton. Similar to Weston Park Blades, Ravens league games and regular training slots are dispersed across several sites particularly since the Southampton Outdoor Sports Centre courts have been deemed unsafe. Currently, league games are played across Wildern School, Redbridge School, Oasis Academy and Mountbatten School. Adult training takes place at the Crestwood School Cherbourg sports hall, junior training at Wyvern School sports hall and Back to Netball at Crestwood School's Shakespeare sports hall. The club was forced to leave Eastleigh College sports hall at short notice when this facility was closed. The club seeks a 2.5 hour midweek evening sports hall booking slot to accommodate all its training and Back to Netball sessions on a single site. At present this is not available to the club at any hall in the Borough.

Sei Bu Kan Karate Club currently has an active membership of 17 adults and young people plus approximately 30 under 9s. The club hires the activity hall at the Pavilion on the Park currently and a small school hall out of Borough in Southampton. To further promote the club and encourage growth, the club seeks suitable sports hall or activity hall space for its Monday evening club for young people, ideally on a secondary school site.

Eastleigh & Southampton Karate Club is a small club of 11 active members based at Fleming Park Leisure Centre and rates the current sports hall, studio spaces and changing rooms as adequate (3/5). This club will transfer to the new centre from 2018.

Ipon Ryu Ju Jitsu Club has approximately 20 adult and 13 junior members of both sexes and bases its twice weekly sessions at the Toynbee School using either the sports hall or main school hall subject to other bookings and availability. The instructor rates both the hall and changing facilities as fair (3/5) although there is a lack of available secure storage for the judo mats. Also run sessions at Winchester Leisure Centre. The main concern of this club is the threat of increased hire charges.

4.9 Conclusions

The assessment of need findings for sports halls show that, at current population levels, demand for sports hall space in Eastleigh Borough in the peak hours can be accommodated by the current available supply although a number of venues are used to their full capacity and a number of the larger sports clubs have to use more than one hall in different locations to secure suitable time slots. For daytime access, there is heavy reliance on Fleming Park Leisure Centre, sports centres in neighbouring Boroughs and on stand alone Activity Hall sites (see below) as most sports halls in the Borough are located on education sites and offer no daytime access in term time. The closure of the Eastleigh College Sports Hall has increased pressure of demand on the sports halls in the town, particularly for netball but also for other sports.

Replacement of the Hiltingbury Pavilion with a larger sports hall able to accommodate, netball, basketball, badminton etc. has potential to relieve this pressure in the more densely populated north of the Borough at peak times.

The opening of the new Fleming Park Leisure Centre in 2018 with a larger sports hall capacity is fully justified. The increased capacity will provide for increasing demand for daytime access as a result of the growing numbers of people over retirement age over the emerging Local Plan period 2011-2036. The increased capacity of the main hall both for sports and spectators will also enable more high profile events to be programmed inspiring young people in the Borough and promoting the benefits of sport and healthy lifestyles to all.

Once the new halls are in place at Fleming Park and Hiltingbury, the priorities in formulating a new strategy based on this needs assessment should therefore be to protect the quantity and to maintain and enhance the quality of the existing sports halls in the Borough. The current priority for capital investment is the roof at Toynbee School Sports Hall. There is also a need to consider whether there are deliverable opportunities to invest to save at the Hamble Sports Complex to improve the revenue position of this community sports facility.

The need for additional sports hall space to address forecast population growth in the Borough within the emerging Local Plan period 2011-2036 will need to be kept under periodic review. Key factors to be considered in each review will be:

- The impact on the demand/supply balance of the new sports hall capacity at Fleming Park Leisure Centre and Hiltingbury Recreation Ground when these two projects are delivered
- Future increases in supply of floodlit artificial grass pitches accommodating 5 a side football currently programmed in sports halls which will release programme time for other indoor sport
- Any loss of supply and availability of sports halls in neighbouring Boroughs accessible from parts of Eastleigh
- The impact on demand of the implementation of housing developments in the Borough with planning consents or already under construction (i.e. Allbrook Meadow; Land North of Bishopstoke and Fair Oak; Boorley Green, Botley; and Stoneham Park, Eastleigh)
- The implementation of housing development allocations to 2036 both in the Borough and in neighbouring Boroughs close to the Eastleigh boundary (e.g. North Whiteley in Winchester City 2km south east of Botley; allocations in the south of Test Valley including those at Whitenap in Romsey, Hoe Lane in North Baddersley and Park Farm in Stoneham; and Townhill Park in Southampton City)
- The impact on the demand/supply balance of any new school sports halls with community use agreements resulting from strategic housing developments in the borough and its catchment (e.g. potentially in Hedge End)
- Demand trends in sports hall sports and the extent to which local clubs deliver on their development plans for growth.

4.10 Activity Halls

4.10.1 Supply

In addition to secondary activity halls at most of the nine sports hall venues in the Borough, a further 18 venues have been identified in the facility audit with halls of approximately one badminton court size or larger (see Appendix B). An 180m² approx. hall at the Ageas Bowl Golf & Country Club built in 2015 is temporarily closed.

The distribution of activity halls (whether at sports hall sites or stand alone parish/community association/faith organisation sites) provides good accessibility for residents in all parts of the Borough. The majority of residents currently live within 15 minutes walk time catchment of an activity hall located either within the Borough or close to the boundary in a neighbouring district.

4.10.3 Demand

Parish councils, community associations or faith organisations are the main providers of activity halls which play an important role in accommodating demand at affordable charges for sports and active recreation activities ranging from badminton, table tennis, short mat bowls, gymtots and martial arts through to the full range of instructed exercise and dance classes (yoga, pilates, Zumba, aerobics, spin, line dancing, Siroc, tap etc.)

4.10.3 Consultation

Lakeside Weightlifting Club - This is a new club launched in the autumn 2016 and currently recruiting adult and junior members with support from EBC Sportworks, the County Sports Partnership and Sport England. It is based in the new activity hall provided by the Council at Lakeside Country Park since the PPS was adopted. The club has a lease from the Council for five years with access to equipment (x4 male/female/child) for up to 12 lifters at once (500m² of activity space accommodating 4 lifting platforms). This new grassroots community based club is the first weightlifting club in Hampshire. Working with children, youths and adults from beginner through to professional level, the club rates the facilities available for weightlifting as good (4/5) and the changing facilities as excellent (5/5).

Treasure Gymnastics - As described under Sports Hall above, this large club is a significant user of activity halls around the Borough and in Southampton for its recreational and pre-school programme. Eastleigh activity hall venues used by the club in addition to those at the main dual use sports hall sites used by the club i.e. Crestwood, Toynbee, Wyvern are: Pavilion on the Park, The Hilt and Whites Way in Hedge End. The main facility aspiration of this large club is to secure a dedicated gymnastics facility with ability to put out specialist equipment permanently, equipped with fixed rigs and pits and to serve as a base for the mobile/outreach programme with sufficient space to store large items of equipment.

4.10.4 Conclusions

Assuming the proposal of Chandler's Ford Parish Council for a new community sports/activity hall at Hiltingbury Recreation Ground is delivered, there will be an adequate existing supply of activity halls distributed throughout the Borough to accommodate demand for small scale sport and recreation activities during the daytime, evenings and at weekends.

However, due to the relative lack of sports centres in the Borough that offer daytime access (just Fleming Park Leisure Centre and the new Hiltingbury Sports Hall when delivered) and the ageing profile of the population, as the Borough population grows, it will be important to protect the stock of activity halls and periodically reassess the adequacy of the supply.

To safeguard an adequate supply of activity halls during the emerging Local Plan period 2011-2036, the Council may wish to consider adopting an accessibility standard. For example, where new development is proposed over a set number of dwellings, a publicly accessible activity hall should be available within the walk to catchment area (i.e. 15 minute walking travel time = 900 m straight line, 1,000 m actual distance). The activity hall should be of good quality and suitable for group exercise classes and/or short mat bowls and/or martial arts classes. Where a hall is not available within the catchment, or there is a hall but of less than 'good' quality, a contribution should be sought from the developer towards enhancement or new provision as necessary.

4.11 Gym & Fitness

4.11.1 Supply

There are nine venues in the Borough with gyms of 20 stations or larger that offer pay as you train (P&P) access to the public (as an alternative to taking out a membership), subject to completion of an induction in safe use of the equipment and completion of a *Physical Activity Readiness Questionnaire (PAR-Q)* form. All of these venues also have exercise studio spaces and offer class programmes in addition to those available at stand alone parish, church and community halls.

Other than the Council's flagship Fleming Park Leisure Centre gym, the rest of the nine P&P gyms are on education sites and most have restricted access to the public during the day in term time. A small fitness suite and studio formerly available to FE students during term and daytime only at Eastleigh College closed recently and students are now signposted to Fleming Park Leisure Centre which is available from

www.continuumleisure.co.uk

early morning to late evening seven days a week. The existing Fleming Leisure Centre has circa 100 stations and is extremely busy during peak hours. The capacity of this gym will be increased by approximately 50% from 2018.

In addition, a further eight commercial gyms, health, fitness and tennis centres have been identified in the audit that offer more than 20 station gyms and access to members and guests. By far the largest of the commercial venues is the Virgin Active Hampshire Health & Racquet Club, Botley Road, West End in the Hedge End Botley & West End Local Area. There is also a new Crossfit exercise gym in Eastleigh offering the latest trend in instructed high intensity circuit training sessions that has opened since the PPS was adopted.

There is also good supply of large-scale gym and fitness facilities that offer P&P access within the drive time catchment of the Borough. Of particular relevance to residents in the south east of Eastleigh Borough is the Holly Hill Leisure Centre at Sarisbury Green which opened in autumn 2016. This venue is within the walk to catchment for those in the south east of the Borough close to the boundary with Fareham Borough and offers 100+ fitness stations plus two exercise studios. Other destination venues with large-scale gym and fitness facilities within 15 minutes drive time for sections of the Borough population include the Southampton David Lloyd Centre, Romsey Rapids Leisure Pool and River Park Leisure Centre in Winchester.

4.11.2 Demand

The latest full year results of the Active People Survey (2014/15) shows that expressed demand for gym based fitness among adults (16yrs+) in Eastleigh Borough is close to the national average as it is in the neighbouring Test Valley district. Demand is significantly higher both in the City of Winchester and Southampton and significantly lower than the national average in Fareham Borough.

Table 4.5: Participation in gym and fitness at least once during last four weeks (adult 16+)

	Gym and fitness once during last four weeks
England	19.5%
Eastleigh	19.9%
Fareham	14.9%
Test Valley	17.7%
Winchester	26.8%
Southampton	24.7%

Source: Sport England Active People Survey 9 2014/15

4.11.3 Application of Planning Tools

Standards of Provision - The Council has a current quantitative standard for provision of gym facilities of 3.4 stations per 1,000 population. Based on the last census population total of 125,199 in 2011 and current projections, the Council estimates the resident population in 2018 will be 132,507. Assuming a total of approximately 600 fitness stations (i.e. including the additional 50 approx. stations in the new Fleming Park Leisure Centre from 2018), there will be circa 4.5 stations per 1,000 located in the Borough, assuming no further changes in supply. This takes no account of the accessible health and fitness provision in neighbouring Boroughs. However, it is noted that due to the extent of changes in the gym market and the development of different types of equipment and training regimes in place of fitness equipment stations, planning gym provision on a basis of stations per capita is no longer appropriate.

4.11.4 Consultation

No issues relating to the supply and demand of gym and fitness facilities were raised in consultation for this update.

4.11.5 Conclusions

The Consultant Team do not advocate the Council focus on a standard for stations per head of population due to the constant changes to the health and fitness market and its lack of appropriateness to measure impact.

The Council's leisure contractor must ensure that health and fitness remains affordable and accessible and to a quality aligned to good quality provision in the private sector. Improving access to and quality of facilities within the parks and open spaces for physical activity will encourage a wider uptake of health related exercise.

Once the larger gym is available to the public at the new Fleming Park Leisure Centre, there will be no need for further pay and play provision to serve community demand in the north of the Borough in the short term (1-3yrs) or medium terms (3-5yrs).

In the long term (5yrs+) the position should be reviewed in the context of the substantial forecast population growth in the Borough in the emerging Local Plan period 2011-2036. Key factors to be considered will include:

- The impact on demand for fitness gyms in the south east of the Borough of the recent opening of the new leisure centre at Sarisbury Green in Fareham (100 stations)
- Whether current outline proposals for a 50m pool in Winchester include new, larger fitness facilities and are implemented
- Whether there is an opportunity to extend the fitness operation at the Hamble Sports Complex to help to financially sustain this community operation
- New technologies and fitness trends and whether the steady upward trend in demand for gym based fitness and instructor led circuit training over the last 20 years or so is sustained

4.12 Squash Courts

4.12.1 Supply

There are currently 11 courts available in the Borough at five venues - Fleming Park Leisure Centre (4), Vital Health Club at the Botley Park MacDonalds hotel and health club (2), Fair Oak Squash Club (3) and Hamble Squash Club at Mount Pleasant Pavilion in Hamble Lane (1) and Hamble Police Training College (1). Full details are at Appendix B. In addition the Trojans Sports Club on the Borough boundary in Test Valley District has a further 4 courts (2 glass backed with a large tiered spectator gallery).

The distribution of courts is reasonable with 8 courts serving the most densely populated north west of the Borough (Fleming Park and Trojans), 3 at Fair Oak in the north east, 2 in the central band in Botley and 2 more in Hamble in the far south.

A further 14 courts are available within a 15 minute drive time catchment area at Southampton University's Highfields Campus, St Mary's Sports Centre and King Edward VI School in Southampton plus Romsey Rapids and the River Park Leisure Centre in Winchester.

The single court used by Hamble Squash Club has recently been refurbished to a high standard.

From 2018, the 4 traditional courts at Fleming Park Leisure Centre will be replaced with modern glass backed courts better suited to coaching activities and promoting the sports to spectators.

The governing body report a potential for additional supply of new courts in Winchester as part of the City Council's proposals to replace the River Park Leisure Centre. There is a threat of loss of courts at Solent University's Test Park campus on the edge of the 15 minutes drive time from Eastleigh.

4.12.2 Demand

The latest full year Active People Survey (APS9 in 2014/15) found that just over 0.80% of adults played squash or racket ball nationally in the previous four weeks. The survey sample sizes at local authority level are too small to be statistically significant. The sport has experienced a steady downward demand trend from its boom period in the 70s and 80s. However the APS results show an increase in national participation in the last year. This is likely to have been stimulated by a combination of success of our elite players at the top of both the men's and women's games and initiatives of England Squash & Racket

Ball with clubs and other court providers to drive up grass roots participation with a focus on entry level racket ball.

Club squash in the Eastleigh area is provided in the main by two clubs - Trojans Squash & Racket Ball Club (established in 1937) in the north and Fair Oak Squash & Racket Ball Club (established 1971) in the south. In addition, Hamble Squash Club has a registered Ladies team in the Hampshire League.

Membership numbers are strong at all three clubs. There are competition ladders in operation for club and centre members at all three clubs as well as at Fleming Park Leisure Centre, as well as coaching for beginners and improvers. Fleming Park Leisure Centre runs a junior squash and racket ball coaching club. From the online booking records of the two main clubs, it is apparent that there is considerable unused court capacity during the daytime but the peak hours at both clubs are well used for a combination of programmed activity (coaching, schools, matches etc.) plus internal ladder and friendly games.

4.12.3 Consultation

England Squash & Racket Ball - The governing body considers there to be adequate supply of both publicly accessible and private facilities in the Borough - particularly in the context of the accessible high quality supply at Trojans Squash Club just over the Borough boundary in Test Valley. The governing body considers that the re-provision of the courts at Fleming Park with four glass-backed courts presents an excellent opportunity for partnership work with the Council's Sportsworks team and the facility operator to deliver a range of development programmes to increase participation.

Fair Oak Squash & Racket Ball Club - The club has approximately 180 playing members across the age range and both genders and runs five men's league teams, a women's team plus youth boys and girls teams. The club has experienced steady growth since 2013/14, particularly in racket ball. The club has an agreement with Wyvern College for its pupils and staff to be associate members of the club. The club owns the building on land leased from Fair Oak Parish Council. The club rates its courts highly (5/5) and the changing/social areas as just adequate (3/5). The club aspires to upgrade these facilities in the next few years with funding support from the Borough Council's community infrastructure levy (CIL).

4.12.4 Conclusions

Once the replacement glass backed courts are available at Fleming Park Leisure Centre, the facility priorities for squash and racket ball will be first to protect the existing courts. The private facilities (at the police college and the Botley Park hotel health club) are those likely to be most at risk.

The secondary priority should be to support the growing Fair Oak Squash & Racketball Club to secure its future for the benefit of existing and future residents in this local area and pupils of Wyvern School through enhancements to the club's ancillary facilities. Given the development of new housing in this part of the Borough, there may be opportunities for CIL funding towards the cost of the necessary infrastructure enhancements.

4.13 Bowling Greens

4.13.1 Supply

The Borough has two council-owned venues for outdoor bowls. The Borough Council owns a bowls venue in Fleming Park in the north of the Borough with a 6 rink green, 6 rink artificial turf green and high quality pavilion. The pavilion is shared by two well-supported clubs - Fleming Park Bowls Club with 84 members currently, and Parkside Bowls Club with 72 current members. The latter club relocated to this venue in 2004 on the closure of the former Pirelli Cables sports and social club sports ground and uses the artificial green. This venue is unaffected by the replacement of the leisure centre. Hedge End Town Council further to the south owns a traditional 6 rink green and pavilion leased to the largest bowls club in the Borough, Hedge End Bowls Club with 130 current adult members.

There are also two private clubs; Folland Bowls Club established for circa 80 years with a 6 rink green and pavilion located on the GE Aviation (Aerospace Structures) company sports ground in Hamble-le-Rice in the far south of the Borough. This club has between 60 and 80 members. Eastleigh Railway Bowls Club has a 6 rink green and social club in central Eastleigh close to the station and currently has 40 members.

There are four venues with indoor rinks located within a 15 minute drive time for at least a proportion of the residents of Eastleigh Borough:

- *Banister Park Bowling Club* - Just across the boundary with Test Valley in the north west of the Borough is Banister Park Bowling Club which offers two 6 rink outdoor greens plus an indoor bowling centre of 8 rinks with associated changing and social facilities. Short Mat bowls is also offered every Thursday evening throughout the winter season. This club has been running for over 100 years and, according to the latest available data from the English Indoor Bowling Association had 353 members in 2015 compared to 453 in 2013 - i.e. a fall in membership of over a fifth in two years.
- *Atherley Bowling Club* - Founded in 1906, Atherley Bowling Club is located in Hill Lane Southampton close to Southampton Common and offers members 6 indoor rinks and 12 outdoor rinks and a range of social facilities. This club had a membership of 338 in 2015 which has remained largely stable in recent years. This club has with teams and individuals competing at the highest level of national and international competition.
- *Riverside Bowling Club* - With 294 members in 2015 down from 352 in 2013, this six rink indoor bowls club in Winchester is within the drive time catchment for residents of Fair Oak, Horton Heath and Bishopstoke in the north east part of Eastleigh Borough
- *Palmerston Bowling Club* - This is a high quality, modern indoor bowls centre located on a business park in Fareham on the edge of the drive time catchment for residents of Bursledon Hamble and Hound. In contrast to the three other indoor bowls clubs in the area, Palmerston has a growing membership which in 2015 stood at just under 800, over twice that of Banister, the other eight rink centre in the area.

4.13.2 Demand

The latest full year Active People Survey (APS9 in 2014/15) found that, nationally, just over 0.60% of adults played bowls (either indoors or outdoors) in the previous four weeks. The sport has experienced a steady downward demand trend at least since the first national Active People Survey in 2004/05 when the penetration rate was just over 0.80%. The survey sample sizes at local authority level are too small to be statistically significant.

It is noted that all five clubs in the Borough have membership numbers that meet the minimum recommended by the Bowls Development Alliance to sustain a healthy club level (i.e. 40 per green).

4.13.3 Consultation

Bowls England/Bowls Hampshire - The county and national governing body representatives consider there to be no shortage of facilities serving residents of Eastleigh in the context of the five clubs in the Borough and the accessibility of Banister Bowls Club with two outdoor greens and indoor rinks just over the Borough boundary. The main issue for the outdoor clubs at Fleming Park is the challenge faced by the Borough Council in maintaining a high standard of green maintenance with reducing budgets and fewer grounds maintenance staff with training and experience of green maintenance. This is not an issue at Hedge End where the club is responsible for green maintenance and has trained and experienced volunteer green keepers. A related concern for the medium to long term is the risk of green fees increasing significantly which could lead to players leaving the sport.

English Indoor Bowling Association - The Development Manager of the EIBA has provided a detailed consultation response including data on the number, size, locations and declared adult membership numbers and trends for the four indoor bowls venues in this part of the county. At present, the EIBA consider that there are sufficient Indoor Bowls Facilities in the adjoining Local Authority area, based on the declared membership of the four clubs. Although the EIBA consider the ageing population profile in Eastleigh Borough and population growth may be sufficient to sustain an indoor bowls facility within the borough in the Local Plan period (subject to capital funding), this would need to be part of a larger multi-sport hub.

The EIBA's national data shows that almost two thirds of the 295 indoor centres in England experienced a falling adult membership between 2013 and 2015.

As such, for the foreseeable future, in this part of the county the priority is to support the four existing clubs to develop and implement plans to recruit and retain members including younger players and players new to bowls.

Banister Park Bowls Club - The focus of this Test Valley club is on member recruitment and generation of secondary sources of income from bar and catering and facility hire in order to finance the ongoing costs of maintaining the facilities and periodic renewal of the indoor carpet.

Hedge End Bowls Club - This club has grown rapidly since its formation in 1991 and is currently exploring options with the Town Council to extend its playing and social facilities as its regular playing membership in the summer season far exceeds the Bowls England benchmark comfortable capacity for a 6 lane green (i.e. 60 regular playing members).

Folland Bowling Club - The club secretary has highlighted concerns as to this club's security of tenure at the GE Aviation company sports ground in light of outline proposals of the site owners for development on the site. Loss of this green in Hamble in the far south of the Borough would result in significant journey times to access alternative provision. The nearest alternative green is at Hedge End Bowls Club. As indicated above, the single green at this club does not offer sufficient unused capacity to accommodate this level of growth.

4.13.4 Conclusions

The existing accessible supply to residents in the north of the Borough is sufficient to meet current demand and has sufficient comfortable capacity to accommodate any growth in demand that is likely to result from population growth in this part of the Borough.

To the south there is a needs case for exploring opportunities for expanding the facilities at Hedge End.

The only green serving demand in the Hamble area at Follands Bowls Club should be protected or the facilities replaced should the existing green need to be relocated to accommodate development.

There is no requirement for an indoor bowls facility in the Borough and, with four existing accessible venues in neighbouring boroughs, there is unlikely to be a requirement over the Local Plan period.

4.14 Tennis Courts

4.14.1 Supply

Hampshire LTA's recent park and club court audit has identified 5 park sites providing 13 tennis courts. There are also 5 clubs with 22 tennis courts in Eastleigh, all of which are accessible to non-members on a play and play basis as well as by club members.

Table 4.6: Park and Club Tennis Courts in Eastleigh Borough

Community Use	Number of Courts
Yes	3
Yes	2
Yes	3
Yes	1 (no changing or WCs)
Yes	4 (2 for Hiltingbury Tennis Club)
Yes	4 (Based at Hamble School)
Yes	6 (Based at Wyvern School)
Yes	4
Yes	4 (Based at Thornden School)
Yes	4 (Based at Knightwood Leisure Centre)

4 new floodlit tennis courts will be provided as part of the new Fleming Park Leisure Centre replacing the existing 8 courts from May 2018.

Indoor Courts - Eastleigh residents also have access to indoor tennis courts in the Borough at Fleming Park Leisure Centre (2 courts in multi sport hall for pay and play). The capacity of the new Fleming Park Leisure Centre for indoor tennis will be increased by one court in the new centre with its larger sports hall. For club members and guests only, ten dedicated indoor tennis courts are provided at the Virgin Active Hampshire Health & Racquets Centre in Hedge End.

Neighbouring Central Venue - The main accessible venue of relevance in neighbouring Boroughs is the Southampton Outdoor Sports Centre. The LTA also aspires to work with Southampton City Council to upgrade the tennis courts at this venue. Hampshire LTA consider this venue to be the ideal hub site for tennis serving Southampton and Eastleigh and propose a full time coaching team and a minimum of 8 outdoor floodlit porous macadam courts with access to a cafe/WCs nearby. Should sufficient funding be secured, the LTA consider this the optimum site in the area for the provision of 4 community indoor courts to meet the full potential for tennis development in the Southampton/Eastleigh area.

4.14.2 Demand

The latest full year national Active People Survey (APS9 in 2014/15) found that 1.67% of adults played tennis (indoors or outdoors) in the previous four weeks. The corresponding figure for netball (indoors or outdoors) is 0.47%. The survey sample sizes at local authority level are too small to be statistically significant for both tennis and netball. However, the county tennis association, Hampshire LTA, has carried out a detailed analysis of tennis demand across all its local authorities. The main findings are summarised here:

- Eastleigh has an average number of courts in public parks per head of the population in the South West LTA Area. Please note that these calculations exclude clubs, indoor centres and leisure centres. The number of courts per head of population is identified in the table below.

Table 4.7: Park Courts Per Capita in LTA South West Area

Council	Population (2011 Census)	Courts in Public Parks	No. of Sites	Population per Public Park court
Southampton	236,900	7	4	33,843
Plymouth	256,400	15	4	17,093
Swindon	209,200	13	2	16,092
Poole	147,000	10	3	14,700
Portsmouth	205,400	15	5	13,693
Taunton	64,621	5	2	12,924
Bristol	428,100	38	9	11,266
Eastleigh	128,877	13	5	9,913
Exeter	117,773	13	4	9,059
Weymouth	65,167	12	3	5,431
Bath	88,859	18	3	4,937
Bournemouth	183,491	44	10	4,170

- The LTA has worked with Sport England to use the Sports Market Segmentation (SMS) data for tennis participation to develop understanding of demand for tennis at the local authority level. The SMS data is drawn down to the local authority level and mapped in a radius of the postcode of the tennis facility (1km and 3km in this case).
- The calculations in table 4.8 below determine if there are enough courts available to meet the current demand for public use of tennis based on the SMS data for the number of adults stating they already take part (2,310 people) or want to take part in tennis (2,427 people). A positive number (green) highlights insufficient court capacity to meet this demand for tennis in the 1km and 3km radial

catchment around each park tennis site. This is calculated using the number of court hours available at peak times (late afternoon, evenings and weekends) multiplied by the number of courts available at each park.

Table 4.8: LTA Park Courts Supply/Demand Analysis from SMS Data

Venue	Radius (km)	No. of Courts	Current Demand	Latent Demand	Total Demand	LA (pop. catchment)	LA (Latent population catchment)	% of current demand out of LA current population	Average (of current and latent demand)	Total Demand
The Hub	1	3	105	119	224	7570	8659	1.39	1.38	-10
The Hub	3	3	804	877	1681	7570	8659	10.62	10.37	1447
Bursledon Recreation Ground	1	2	118	128	246	7570	8659	1.56	1.52	90
Bursledon Recreation Ground	3	2	706	794	1500	7570	8659	9.33	9.25	1344
Woodhouse Lane Recreation Park	1	3	78	76	154	7570	8659	1.03	0.95	-80
Woodhouse Lane Recreation Park	3	3	540	555	1095	7570	8659	7.13	6.77	861
Moorgreen Recreation Ground	1	1	98	98	196	7570	8659	1.29	1.21	118
Moorgreen Recreation Ground	3	1	1025	1144	2169	7570	8659	13.54	13.38	2091
Hiltingbury Recreation Ground	1	4	182	172	354	7570	8659	2.40	2.20	42
Hiltingbury Recreation Ground	3	4	770	775	1545	7570	8659	10.17	9.56	1233

As the LTA recognise, it is difficult to measure casual use of park courts, particularly where some sites are available to use free of charge. However, while the LTA analysis does not suggest the existing park courts in Eastleigh are being played to capacity at peak times during the summer months, it does suggest that the existing provision of park courts is insufficient to accommodate expressed demand (i.e. currently play) and latent demand (i.e. want to start to play or play more) should the latent demand be converted.

The LTA has previously reported that it is difficult to measure casual use as some courts are available for free but highlights that courts are generally busy throughout the summer months.

The LTA has conducted research to understand what the public feel about tennis and primarily the main barriers they see to access the sport. The research has been split into the club, community and education sectors. Key findings of this market research for parks tennis are:

- Around 5m pick up a racket once a year and play – majority of this in in parks.
- 36% of tennis played by those aged 14+ is on parks (14% Clubs and 22% Schools)
- For those that don't play tennis but would like to 80% would see a park court as their first option.
- For people who want to play tennis in parks, they are most dissatisfied with state and condition of courts, ease of booking and the number of courts available to play.
- Demand for tennis is greatest amongst those who stopped playing in the last 5 years – but the age profile is wide ranging – from 14+ upwards demand for parks tennis is strong.
- Although there is demand amongst C2DE demographic classification the highest latent demand is for ABC 1 demographic classification

There are opportunities for further work with tennis providers across Eastleigh to increase the profile of pay and play tennis in Parks informed by this demand research.

Sport England's national Active People Survey confirms the seasonal participation peaks in tennis in the summer. This is particularly pronounced amongst non-club and occasional players. This would indicate that increased provision of floodlit and indoor facilities at park/recreation sites would better sustain all year round participation. The LTA would like to extend the peak playing time in the summer by provision of a pay and play indoor facility particularly in the winter months at the Southampton Outdoor Sports Centre.

4.14.3 Consultation

Lawn Tennis Association - The LTA has identified resurfacing the two courts at Bursledon Recreation Ground and addition of a third court as the priority facility enhancement scheme for community tennis in the Borough linked to introduction of a household fee and key fob access technology for future use of these courts to raise sinking fund for future upgrades. The LTA is also keen to work with the University and the Borough Council's Sportsworks team to introduce a community tennis offer on the courts at Wide Lane Sports Ground. The other relevant facility development priority for the Eastleigh area is the development plan for Southampton Outdoor Sports Centre which the LTA wish to see enhanced as the main hub site for community tennis development in the sub region with a full time coaching team and 4 indoor and 8 outdoor floodlit courts with a cafe and WCs nearby.

Jem Tennis has grown its membership steadily in recent years and now has 75 adult members, 25 juniors and approximately 50 minis, playing on the 4 floodlit courts at Hamble Sports College on weekday evenings and at weekends. The club rates both the playing and changing facilities at this site highly (5/5) and wish to extend their security of tenure at this site where the lease has approximately 5 years to run.

4.14.4 Conclusions

The LTA have carried out an audit of courts in Eastleigh recently updated by the LTA facilities manager summarised in Table 4.9. The rating simply refers to a court being in need of resurfacing (Poor), has 2 – 3 years left before needing resurfacing (Average) and has no need of work within 5 years (Good). There is a need to upgrade existing courts and demand identifies the need to increase the number of courts.

Table 4.9: LTA Eastleigh Borough Park Court Quality Audit and Facility Enhancement Recommendations

Venue	Courts	Cafe	Condition	Project Scope	Approximate Project Cost
Bursledon Recreation Ground (Site Ref. 27)	2	No	Poor	Resurfacing of the courts will be required within a few years. LTA would suggest construction of an additional court or courts at this time to give 3 or 4 courts.	£60,000 (Resurfacing plus one new court)
Woodhouse Lane Recreation Park (Site Ref. 14)	3	No	Good	The site is currently operated by Hedge End Parish Council who keep a relevant sinking fund for resurfacing through charging a household fee for use of the courts. The implementation of floodlights would secure all year use. A community café/pavilion would increase footfall at the site.	£30,000 for floodlights (Community building tbc)
Hiltingbury Recreation Ground (Site Ref. 47)	4	No	Good	The site is currently operated by Chandler's Ford Parish Council who keeps a relevant sinking fund for resurfacing through charging a household fee for use of the courts. Courts resurfaced in 2016. The implementation of floodlights would secure all year use but not essential. Opportunity for community cafe linked to new hall/pavilion proposals of Parish Council	£40,000 for floodlights
Moorgreen Recreation Ground (Site Ref. 15)	1	No	Poor	West End Parish Council has committed Section 106 money to resurface the court and replace fencing with quotes currently being investigated.	£15,000

In addition to these facility recommendations for the Borough's outdoor park courts, the LTA recommend investigation of a possible location for additional Community Indoor Tennis Courts in the Borough, identifying the Southampton University's Wide Lane Sports Ground as a potential long term opportunity to cover one block of four outdoor courts. The principles of such a facility would be: An indoor tennis facility of at least four courts, which could be multi-lined for other sports to utilise as well. A community facility with no formal membership, simply providing the mass market with an opportunity to access indoor tennis coaching programmes, competitions & court bookings 365 days a year. A facility that is financially viable for the operator, generating income & participation for tennis as well as utilising off peak court time with other sports.

In addition to enhancements to the facility infrastructure, the LTA is also actively working with the Council's Sports Development Team to grow tennis participation by improving the operation and marketing of park courts through the use of technology (access and booking systems) and encouraging other providers (university, schools, parishes) to use access technology and introduce community tennis coaching programmes. Current priority sites for these types of activity and growth targets are:

- *Bursledon Recreation Ground* - Implement an appropriate operating system to ensure the sustainability of the courts
- *The Hub* - Engage with Youth Options to roll out an access system and coaching programmes, targeting 100+ unique users of the site. (£29 per household targeting £2500 income at the site)
- *Woodhouse Lane Recreation Park* - Drive existing access system from 70 to 200 families. Develop a link to Wildern School
- *Hiltingbury Recreation Ground* - Engage with Parish Council to refine access system offer
- *Moorgreen Recreation Ground* - Roll out ClubSpark online court booking system for this court in partnership with West End Parish Council
- *School sites* - develop an annual growth plan with existing tennis providers on school sites within Eastleigh (Thornden, Hamble & Wyvern) to increase existing participation by 10% during 2017
- Engage in new relationships with Wildern, Crestwood & Toynbee schools to offer support in programmes for students & access technology to better utilise the tennis courts throughout the year
- *Fleming Park* - Establish new operating model and coaching team at the leisure centre throughout 2017 in line with build timelines
- *University of Southampton (Wide Lane)* - Establish a community coaching offer around student use
- *Eastleigh College* - engage to develop a workforce training program to train at least 15 new UKCC L1 & L2 qualified coaches to work in the Borough from 2017
- *Great British Tennis Weekend* - Target 500+ attendees at GBTW events across Eastleigh through a co-ordinated plan with venues in the Borough
- *Park Sport* - Grow the existing park sport tennis offer aiming to grow the program from 420 in 2016 to at least 750
- *Summer of Sport* - Grow existing summer of sport program aiming to grow the program from 61 in 2016 to at least 150 in 2017

4.15 Netball Courts

4.15.1 Supply

A number of the outdoor tennis courts on the secondary school sites in the Borough are also marked and equipped for netball - e.g. at Toynbee School in Chandler's Ford, Crestwood School in Eastleigh Town and Wyvern College in the Bishopstoke Fair Oak & Horton Heath Local Area. These courts are hired by the local netball clubs for some league games alongside the sports halls at these school sites for training and Back to Netball sessions.

Indoor Courts - England Netball has contributed £50k towards the cost of the additional court capacity of the new Fleming Park Leisure Centre and is developing proposals for development activity and tournament play at the new venue when it opens in 2018.

Neighbouring Central Venue - The main accessible venue of relevance in neighbouring Boroughs is the Southampton Outdoor Sports Centre. This site serves as a hub site for netball serving the Southampton/Eastleigh/Test Valley/Fareham area and hosts many county events. However, England

Netball report that the courts are no longer safe for match play and have invited Southampton City Council to apply for a grant towards the costs of court resurfacing.

4.15.2 Demand

The latest full year national Active People Survey (APS9 in 2014/15) found that 0.47% of adults played netball (indoors or outdoors) in the previous four weeks. The survey sample sizes at local authority level are too small to be statistically significant.

In consultation, England Netball report that the netball clubs in Hampshire continue to grow and new clubs continue to form. Since April 2016, England Netball working with local clubs has engaged 1,911 participants in the county across its netball development products and programmes with 1,210 of these being new to netball. A proportion of this growth has been delivered with clubs in Eastleigh:

Ravens Netball Club - team squads train at Crestwood College Cherbourg Sports Hall; Back 2 Netball sessions at Crestwood College Shakespeare Campus; Ravens Juniors (girls 4-11 yrs) train on Tuesday evenings at Wyvern College Sports Hall. The club has grown by two teams through the Back2Netball initiative and currently runs two teams in the Southampton Winter Leagues and one in the area Back2Netball league.

Weston Park Blades Netball Club - this large, long established club is based at Sparsholt College in Winchester with the clubs u11 and u12s squad training together at Toynbee School in Eastleigh. Match play takes place either at the Southampton Outdoor Sports Centre (when courts are safe to use), at Sparsholt or venues in Portsmouth.

Fleming Academy Netball Club - This club also draws its membership from across the Southampton and Eastleigh area has four adult league teams and three age group teams all training outdoors in the Spring/Summer at Oasis Academy, Romsey Road, Lordshill, SO16 and indoors in the Autumn/Winter at Oasis Community Hub, Green Lane, Maybush, also in SO16. Both these venues are in Southampton City.

Swan Netball Club - the largest club in the area with 5 senior teams and 15 age group teams. In Eastleigh Borough the club hires sports halls for training at The Crestwood College Shakespeare Campus Sports Hall, Barton Peveril Vith Form College and Thornden School, also at The Westgate School in Winchester.

4.15.3 Consultation

England Netball considers the overall quantity of facility provision for netball in Eastleigh Borough to be good with a large number of venues (both outdoor and indoor) with courts although, with a large local demand from several well established clubs, peak evening slots get booked very quickly and there is negligible spare capacity. There are particular pressures on the stock of indoor courts which are mainly on education sites (as detailed in the sports halls section of the report). For example, an England Netball supported Back to Netball session at Crestwood School Shakespeare Campus is currently delivered from the school gymnasium which has an undersized court as no other local venue has availability in the peak hours. EN aspires to transfer this session to the new centre at Fleming Park from 2018.

With regard to court quality, with the lack of spare capacity indoors in the peak hours, there is greater reliance on outdoor courts to accommodate participation growth from the work of the clubs and governing body to engage with new and lapsed players through its initiatives like Back to Netball, Walking Netball and establishing new junior sections at the established clubs. Some outdoor courts at sites in the Borough need resurfacing to provide the necessary level of grip to be used safely in damp weather conditions. England Netball's current priority site for court resurfacing is the Southampton Sports Centre as this venue has 10 outdoor courts and serves the main hub for netball within the area used for many county events. The courts are in urgent need of resurfacing to be safe to use in damp conditions.

Weston Park Blades Netball Club - As above, in consultation, this club highlights that the Southampton Outdoor Sports Centre netball courts previously used as central venue for leagues is not currently safe to use. A development plan is prepared for large scale enhancement of the courts along with other facilities on this key site but the necessary funding and timescales remain unconfirmed.

4.15.4 Conclusions

The main facility issues for netball in the Eastleigh area are:

- The lack of sufficient, suitable indoor sports hall space during the peak mid week evening slots. The Fleming Park Leisure Centre project will address this to some degree. Provision of more 3G football pitches in the Borough would also be beneficial in releasing sports hall evening slots for netball where five a side football is currently programmed.
- Maintaining the quality of outdoor courts to ensure they are safe to use in wet weather. This is a particular issue at the main central league venue in Southampton currently, pending delivery by Southampton City Council and partners the facility development plan for this site.

4.16 Athletics

4.16.1 Supply

The only purpose built facility for track and field athletics in the Borough is at Wyvern College in the Bishopstoke Fair Oak and Horton Heath Local Area. This site has 6 lane, synthetic 'J' track and changing facilities. There are no lights to track but lights are provided to the infield for practising field athletics. Track tickets are available for individual training.

The nearest full 400m track and field facility is at the Southampton Outdoor Sports Centre. The track at this site was last re-laid in 2010. The facilities include a small stand for spectators and portacabins used on club nights and for matches. These have been in place and used by the clubs for over 20 years.

At Lakeside Country Park the Borough Council's recent investment in new sports facilities includes a unit intended for use as a home base for a triathlon club although a club has yet to be secured.

The Council is also investing £460k in all weather trails and other improvements to the former golf course at Fleming Park, initiated in 2015. The trail will support the weekly Eastleigh 5k Parkrun which attracts an average of 150 runners on a Saturday morning.

4.16.2 Demand

The latest full year national Active People Survey (APS9 in 2014/15) found that 7.58% of adults went running or took part in track or field athletics in the previous four weeks. Participation has increased since the start of the Active People Survey in 2004/05 stimulated by the growth in interest in running for fitness and social running and, latterly, from the success of the Parkrun national initiative of weekly timed 5k runs in public parks. The survey sample sizes at local authority level are too small to be statistically significant.

There are two weekly Parkruns in the Borough - at Fleming Park and Netley Abbey (Royal Victoria Country Park) together averaging 300 runners a week. Other Eastleigh residents will attend the Southampton Parkrun on Southampton Common that attracts 500 runners a week on average.

Running and triathlon clubs are the other growth area in athletics.

Eastleigh Running Club is one of the largest and fastest growing sports clubs in the Borough with approximately 300 active adult members in road and track running, duathlon (running and cycling) and triathlon (swimming, cycling and running). Currently around 100 members regularly train for triathlon events starting from the Fleming Park Leisure Centre and using the changing, swimming and spinning facilities and equipment provided.

Solent Running Sisters is a women's running club serving over 100 women aged 18 and over in Southampton, Eastleigh and Chandlers Ford. This club trains from the Hub at Bishopstoke on Monday evenings and from B&Q House in Chandlers Ford on Tuesday evenings. Other weekly sessions at Southampton Outdoor Sports Centre and Bitterne Leisure Centre.

Southampton Athletics Club - There is no longer a track and field athletics club based in Eastleigh Borough. Southampton Athletics Club was formed in 2010 as the result of a merger between Team Southampton and Southampton Running Club. Team Southampton itself was formed as the result of a merger between Southampton City Athletics Club and Team Solent in 2004, with these clubs in turn evolving from Southampton and Eastleigh Athletics Club and before that from the joining of Eastleigh Athletic Club and Southampton Amateur Athletic club. Throughout this history these clubs have been based at the Southampton Outdoor Sports Centre track providing opportunities for athletics for all ages in the Southampton City and wider Southampton area since the early 1930s.

4.16.3 Consultation

Eastleigh Running Club rates the current changing facilities it uses regularly at the Fleming Park Leisure Centre as quite poor (2/5) and wishes to ensure that the needs of the club are taken fully into account in the design, management and operation of the new facilities from 2018.

4.16.4 Conclusions

The facility needs for athletics and running in the Borough are:

- To protect the existing facility provision at Wyvern College
- To continue to work with Parkrun volunteers to sustain and enhance the 5k route in Fleming Park
- To secure a triathlon club to base its activities at the vacant unit at Lakeside Country Park
- To liaise with local running clubs - Eastleigh Running Club, Solent Running Sisters - to facilitate access to the facilities at the new Fleming Park Leisure Centre and The Hub in Bishopstoke to support their activities (e.g. low cost access to showers etc.)
- To encourage the enhancement of the athletics facilities at the Southampton Outdoor Sports Centre, with a permanent clubroom for training and matches the priority need.

4.17 Golf

4.17.1 Supply

East Horton Golf Club in the Bishopstoke Fair Oak & Horton Heath Local Area (with 2x 18hole courses, 1x par 3 9hole course, a driving range, bars and restaurants) is the only golf facility in the Borough that is currently operational. This course lies within one of the strategic growth areas in the Local Plan for new housing. Accordingly, the course is likely to close in the medium term.

However, in the short term, the 18 hole course at the Agaes Bowl County Golf Club at Hilton Lakes is scheduled to re-open in summer 2017. This course is temporarily closed pending the completion of a new hotel development on the site.

A municipal 18 hole course on Fleming Park in Eastleigh was closed in 2009 following a downturn in green fee demand and club memberships and returned to informal parkland. The course is now being enhanced by the Borough Council for use for informal outdoor recreation including a weekly timed 5k Parkrun.

In 2015, the Botley Park Golf Club's 18 hole course also closed. This site has a current planning consent for housing development.

Despite these recent course closures, there remains a good supply of courses and driving ranges in the drive time catchment area of Eastleigh Borough that offer both pay and play and membership opportunities and tuition. A report into the supply and demand for golf for the Borough Council in 2009 identified 30 courses within a 30 minute drive time of Fleming Park. This number will have reduced over the last seven years. However, there remains ample supply including the following courses that offer easy access to residents of Eastleigh Borough:

- Royal Winchester (private)
- South Winchester (private)
- Hockley (private)
- Otterbourne (public)
- Ampfield (public)
- Chilworth (public)
- Stoneham (private)
- Southampton (public)

4.17.2 Demand

The latest full year national Active People Survey (APS9 in 2014/15) found that 2.49% of adults played golf in the previous four weeks. The golf participation trend has been one of steady decline over a number of years as evidenced by the above course closures replicated around the country and a large fall in retail sales of golf equipment and clothing. The survey sample sizes at local authority level are too small to be statistically significant.

4.17.3 Consultation

East Horton Golf Club - This family owned club has 410 adult members and 27 juniors. The owner reports a downward trend in membership and attributes this to the global decline and recent wet winters. The course and clubhouse facilities are rated as good (4/5) and no facility needs have been identified. The priority for the club is improved marketing including the use of social media and smart phone app technologies to attract new players.

4.17.4 Conclusions

There are no facility needs for golf to meet current demand and no further provision will be needed over the emerging Local Plan period to 2036. Assuming the strategic growth plans go ahead on the course at East Horton, the priority will be to sustain the remaining course in the Borough at the Agaes Bowl by supporting the promotion of the facilities at this venue and, with the Golf Foundation, encouraging more free and low cost opportunities for juniors in liaison with local schools.

4.18 Archery

4.18.1 Supply

AC Delco Bowmen recently moved its base from the Solent University Hardmoor Playing Fields site to a privately owned field at Highbridge Farm where it shares access with a smaller club, Borgreen Traditional Bowmen. The AC Delco club hires Fleming Park Leisure Centre sports hall for an annual indoor tournament all day on a Sunday and Thornden School Sports Hall on Tuesday evenings from November to March for indoor training. This hall is also used on a Sunday as the venue for the club's annual indoor championship and invitation tournament. A third local archery club - Southampton Archery Club - remains based at Hardmoor Playing Fields. The current proposals for Eastleigh Borough Council and Trojans Sports Club to develop playing pitches on this site will give continued security for this club.

4.18.2 Demand

The latest full year national Active People Survey (APS9 in 2014/15) found that 0.15% of adults participated in archery in the previous four weeks. The survey sample sizes at local authority level are too small to be statistically significant.

A new programme - New Places for Target Faces - has been developed by Archery GB to make the sport more accessible by opening up new archery venues around the country. Research has shown that current archers would like to shoot more often, but they are restricted by the availability of facilities. It also shows that there is a considerable demand for new archers to take up the sport. Alongside side easy to follow advice and tailored support, an additional benefit for venue owners and managers who become involved in the programme is that they can apply to Archery GB for a start-up grant of up to £1000. This can be used to purchase equipment or train staff in the delivery of the sport.

4.18.3 Consultation

Archery GB reports that the Borgreen club is very small with just three members whilst AC Delco (with circa 150 members) and Southampton AC (200 members) are two of the largest clubs in the country. GB Archery report no current plans for major enhancements or new facility provision for the sport in Eastleigh or in the neighbouring Boroughs and Districts (Southampton, Winchester, Test Valley, Fareham).

4.18.4 Conclusions

No current facility needs are identified to support archery. Facility needs to support the three Borough based clubs should be kept under review in liaison with the clubs during the Local Plan period to 2036.

4.19 Water sports

4.19.1 Supply

The main clubs / built facilities for canoeing in the Borough are at:

- Lakeside Country Park (*Site Ref. 22*) - EBC
- Fairthorne Manor in Botley (*Site Ref. 21*) - YMCA
- Scout huts on the Hamble

The Borough Council has committed circa £1.5m to an ongoing £3.1m project to upgrade and extend the sports facilities at the Lakeside Country Park. A Lakeside Centre completed in autumn 2016 provides high quality changing rooms, trailer and equipment storage, offices and a meeting/training room. The completed project will provide units for water sports organisations alongside the unit occupied by the weightlifting club and a further unit earmarked for a triathlon club.

4.19.2 Demand

The latest full year national Active People Survey (APS9 in 2014/15) found that 0.83% of adults participated in water sports in the previous four weeks. The survey sample sizes at local authority level are too small to be statistically significant.

Locally based water sports clubs and organisations with clubhouse and launching facilities either owned freehold or leased from third parties include:

- Netley Sailing Club
- Upper Hamble Canoeing Club
- Weston Sailing Club
- Eastleigh Sea Scouts
- Hamble Sea Scouts

In addition to these clubs and groups providing a wide range of formal opportunities in the Borough for learning to sail and canoe both recreationally and competitively, the Hamble River and launching areas serve demand for recreational water sports including windsurfing, kite surfing, kayaking and paddle boarding. In addition, the growth in availability of low cost inflatable craft from budget retailer chains is driving a large growth in participation in recreational paddle sports by family groups.

4.19.3 Consultation

British Canoeing - Eastleigh is an area of interest for canoeing and paddle sport development activity. Where recreational canoeists can access the water and development of canoeing trails (similar to health walks) is the main interest of the NGB to develop canoeing participation in the Borough. There are extensive existing opportunities to access the tidal waters of the Hamble but less so on the River Itchen. The priority for the governing body is to secure clarity as to locations where casual paddlers can access the river without creating issues with other river users and conservation interests.

4.19.4 Conclusions

The priority actions for water sports facilities over the emerging Local Plan period to 2036 are:

- To protect existing built facilities for water sports organisations including hards and slipways

www.continuumleisure.co.uk

- Stakeholders to identify and promote locations where recreational paddlers can access the water, with focus on the River Itchen.

4.20 Gymnastics & Trampolining

4.20.1 Supply

There are two large gymnastics clubs based in Eastleigh Borough, Dynamo Gymnastics Club and Treasure Gymnastics Club.

Dynamo Gymnastics club based in the far south of the Borough is based in a dedicated building provided in 2004 with sports lottery funding on the Hamble School Sports College site. Extended with additional grant finance in 2012, the current dedicated gymnastics centre is 35m by 25m and fully equipped to the International Gymnastics Federation (FIG) standards for both male and female artistic gymnastics. It has foam filled safety pits for the safe development of world-class gymnasts. The club leased the hall for ten years from 2004. Negotiations are in progress for a new lease on the centre with The Hamble School.

Treasure Gymnastics club is based in the far north in Chandler's Ford and does not have a dedicated building, although it has aspirations to secure one in the future. The club's main squad training venue is the sports hall at Toynbee School in Chandlers Ford. The squad second venue is the sports hall at Crestwood College, Shakespeare Campus. Recreational and preschool classes are run from a number of hired school and community hall venues across the Borough: Pavilion on the Park, Wyvern School, The Hilt (Hiltingbury Community Centre), Dowd's Farm Community Centre (Whites Way, Hedge End), Shakespeare Infants School, St Swithun Wells Primary School. The club also hires venues for pre-school gym classes in neighbouring Boroughs as follows:

- Southampton (Burgess Road, Regents Park, Sholing, Thornhill, Bitterne, Oasis Academy, St Mary's Church Hall in Swaythling),
- Test Valley (Knightwood Leisure Centre)
- Winchester (Olivers Battery, Westgate, Henry Beaufort)
- Fareham (Titchfield St Johns)

4.20.2 Demand

Gymnastics and trampolining participation is predominantly by children. The national Active People Survey finds that the number of adults (16+) in England reporting participating in the last four weeks is not large enough to be statistically significant.

Dynamo is one of the top gymnastics schools in the country and is the only school to coach both men's and women's gymnastics at a high level. The club currently has coaching links with a major performance club in Moscow and currently has a team member in both the men's and the women's Great Britain squads. The centre in Hamble is used on occasion for Team GB training and hosted the Singapore National Team in the lead up to London 2012. Due to the level of coaching and performance, the development squads attract young gymnasts from a wide catchment area. The club's recreational and performance programmes operate at capacity.

Treasure Gymnastics club is a large community gymnastics club with an active membership of 260 girls, 45 boys and over 900 young gymtots offering activities for all ages and abilities at venues in Southampton, Eastleigh and Winchester from its office base in Chandlers Ford in Eastleigh Borough. The club maintains a waiting list of children wishing to join its squads.

There are also a number of independent gymtots groups hiring activity halls in the Borough for classes.

4.20.3 Consultation

Treasure Gymnastics Club - The club has identified a need a dedicated hall facility that allows for permanent layout of specialist equipment including fixed rigs and pits and with sufficient storage space as a base for the large club equipment used to run the 'mobile' programme at other venues. In consultation, this club identifies that a dedicated gymnastics centre for its activities would not only facilitate the club's development and accommodate some of the children on current waiting lists, but it would also release

space for other clubs that need indoor sports hall court space for badminton, indoor football, basketball, volleyball, netball etc. in community use hours.

4.20.4 Conclusions

The priority actions for gymnastics facilities over the emerging Local Plan period to 2036 are:

- To protect the existing high quality gymnastics and trampolining performance centre at The Hamble Sports Complex for use by the members of Dynamo Gymnastics Club and pursue opportunities for grants for further enhancements as appropriate
- To protect access to sports halls in the north of the Borough for use by members of Treasure Gymnastics Club
- To consider suitable opportunities as they arise for the Treasure GC to secure a unit in the north of the Borough to fit out as a dedicated centre.

Section 5 - Recommendations to Protect Enhance and Provide

5.1 Introduction

This update of the Eastleigh Playing Pitch Strategy 2014 and the facility needs assessment for the Eastleigh Sport & Active Lifestyles Strategy 2016-2020 makes the following recommendations for playing pitches and the other sports facilities typologies in scope to 2036. The recommendations are set out below under three headings: *Protect*, *Enhance* and *Provide*.

5.2 Protect

5.2.1 Playing Pitches

Eastleigh Council has undertaken an update of its Playing Pitch Strategy (PPS) adopted in 2014 in accordance with published guidance by Sport England. The firm conclusion is that there is an identified need to retain all existing sports grounds and other active recreation areas that are currently in use or temporarily closed pending completion of committed sports facility enhancement proposals to meet either current or future needs for playing pitch sports to 2036. Therefore policy 145.OS of the current adopted Local Plan 2001-2011 should continue to be applied. Accordingly, proposals for loss of land used for sports pitches should continue to be rejected unless the proposed development meets at least one of the five exceptions set out in the policy.

The Council should continue to work with strategic sports partners (Sport England, Energise Me, the national governing bodies of sport for playing pitch sports and The University of Southampton), playing pitch site owners including schools, colleges and local sports clubs to seek agreements to secure access for community sport at those sports grounds and active recreation sites in the Borough - including those on education sites - where long term access is currently unsecured.

Where playing field sites are in the Borough Council's ownership, the policy of securing community access through asset transfer to town or parish councils, community clubs and/or sports associations should continue to be applied provided that:

- The facilities are assessed as of good quality by the relevant governing bodies of sport prior to transfer;
- The transferee organisation is able to demonstrate it has the capacity and resources to maintain the facilities to a good standard, meeting NGB league requirements and to deliver sports development outcomes (and this forms part of any service level agreement) and
- Opportunities for informal play (either on the subject site or on another site in the same catchment area) are fully safeguarded.

As there is no surplus of playing pitches in the Borough, the Borough Council should ensure that any reduction in the number of marked grass pitches for community football on park and recreation ground sites will not take place until teams hiring the pitches in question are successfully migrated to another playing pitch site of at least equivalent quality in the same catchment area with the equivalent spare capacity in the peak time (on either grass or FA registered 3G) at a cost of hire equivalent to similar facilities in the local area. Where such a relocation of match play takes place, the grass should continue to be maintained to a level that encourages continued use for casual football as well as other informal sporting activities.

At those AGPs in the Borough with a sand dressed or sand based playing surface endorsed by England Hockey as suitable for competition and training, the Council should seek to use its influence with providers (for example through leases, management agreements or the planning process) to protect this existing hockey compliant AGP stock from change in surface to 3G.

The Council and its partners should continue to seek to influence the design and specification of new or replacement sports facilities on education sites in the Borough to ensure their suitability for dual (education and community) use, securing formal Community Use Agreements at each site to meet the established current and future demand through the planning process and/or through terms and conditions of grant.

The Council should seek to maintain its existing budget for playing pitch maintenance in recognition of the contribution of playing pitches to its strategic aims and priorities for public health, economic development and the environment.

As a condition of future planning consents for new or replacement artificial grass pitches to be used predominantly for football (or as a condition of grant for surface renewal), the Council should ensure that these facilities are FA tested to the British Standard for Synthetic Turf Sports Surfaces (BS EN 15330-1) and are listed on the FA 3G Football Turf Pitch Register. Similarly, through use of the planning development control system, the Council should ensure any artificial grass pitch development in the Borough for contact rugby is IRB / World Rugby compliant and also conforms to RFL Community Standard.

The Council should liaise with community football clubs, other providers of playing pitches in the Borough and Hampshire FA to ensure that the available playing pitch space in parks and recreation grounds are in the optimum configuration (e.g. pitch sizes and orientations and goal sizes) to align with changing trends in participation and, where possible, allow a margin of spare capacity at peak times to minimise backlogs of matches following prolonged periods of bad weather. The ratio of affiliated youth football and mini soccer teams per small-sided pitch continues to be far higher than the ratio of adult teams per adult pitch. This should be rectified by converting some adult pitches into youth/mini soccer pitches (or over-marking adult pitches with small sided lines where the pitch carrying capacity and level of play allows) and, where possible, through the migration of youth football and mini soccer onto new 3G ATPs.

5.2.2 Sports Facilities

Swimming Pools & Sports Halls - Eastleigh Council has undertaken a sports facility needs assessment in accordance with published guidance by Sport England to check and challenge the summary findings of facility needs in the Council's Sport & Active Lifestyles Strategy 2016-2020 and to review potential future facility needs to 2036. The firm conclusion is that the expansion of swimming pool and sports hall capacity currently underway at Fleming Park Leisure Centre, and the proposal to provide a new four court hall at Hiltingbury Recreation Ground, are fully justified and that all the existing supply for these facility types is needed to meet demand at current population levels. The overall quantity of provision for swimming and sports halls should therefore be protected.

Activity Halls - To safeguard an adequate supply of activity halls during the emerging Local Plan period to 2036, the Council may wish to consider adopting an accessibility standard. For example, where new development is proposed over a set number of dwellings, a publicly accessible activity hall should be available within the walk to catchment area (i.e. 15 minute walking distance = 900 m straight line, 1,000 m actual distance). The activity hall should be of good quality and suitable for group exercise classes and/or short mat bowls and/or martial arts classes. Where a hall is not available within the catchment, or there is a hall but of less than 'good' quality, a contribution should be sought from the developer towards enhancement or new provision as necessary.

Other facility types - In addition, the existing quantity of facility supply in the Borough for the following sports should be protected for community access:

- Squash courts
- Bowling greens
- Tennis courts (reduced courts at Fleming Park - Wide Lane opportunity community access/covered courts)
- Netball courts (more 3G pitches to free up sports hall space from football for netball)
- Athletics facilities (Wyvern College facility, access to Fleming Park showers, triathlon base at Lakeside Park)
- Golf courses (Ageas Bowl)
- Archery fields (including Hardmoor Soton AC)
- Water sports facilities
- Gymnastics facilities

5.3 Enhance & Provide

5.3.1 Playing Pitches

The Council's Streetscene service will periodically review its playing pitch maintenance regimes in consultation with the Hampshire pitch sport governing bodies and their respective pitch advisers to secure maximum value and ensure the available budget is employed as effectively as possible. The aim will be for all park pitches to achieve a 'good' pitch performance quality standard (PQS) for the relevant pitch sport. The Council will encourage other pitch providers in the Borough to carry out similar reviews and adopt a 'good' PQS target.

The Council will work in partnership with the Hampshire Football Association (and other National Governing Bodies as appropriate) to establish at least one equipment loan bank at a strategic site in the Borough accessible to community sports club volunteers responsible for playing pitch maintenance and in the delivery of associated training.

Where feasible the Council and its contractors will consider using moveable football goal post systems in public parks to take pressure off goalmouths, and to evaluate moving pitches periodically to reduce wear. The Council will work with Hampshire FA to identify a package of goalposts that need to be replaced across the Borough on a site by site basis so that this can be delivered in one go.

The Council will work with strategic sports partners (including Sport England, relevant National Governing Bodies of sport, the University of Southampton, Hampshire County Council and local schools and town and parish councils) to implement enhancement projects on the following priority sites and review these priorities annually:

Table 5.1: Priority Playing Pitch Projects

Site	LAC	Enhancement/Provision	Approx. Cost
Fleming Park (<i>Site Ref. 42</i>)	Eastleigh & Allbrook	Reinstatement of football pitches configured for youth football; new pavilion	Funded as part of new leisure centre project
Hardmoor Playing Fields (<i>Site Ref. 2</i>)	Eastleigh & Allbrook	Reinstate cricket pitch; new cricket pavilion (Trojans CC); 3 new youth football pitches; new NT junior cricket pitch (subject to findings of risk assessment)	tbc
Monks Brook Playing Fields	Eastleigh & Allbrook	Potential FA Parklife hub site in the north of the Borough (2x3G - one rugby compliant; 15 x 7v7 pitches; 1 adult pitch; clubhouse; parking)	£3.5m
Wide Lane Sports Ground (<i>Site Ref. 3</i>)	Eastleigh & Allbrook	Testing of 3G for FA registration Pitchside shelter/equipment store	£50k
Crestwood Shakespeare Campus (<i>Site Ref. 39</i>)	Eastleigh & Allbrook	Resurface hockey AGP	£200k
Hiltingbury Recreation Ground (<i>Site Ref. 47</i>)	Chandlers Ford & Hiltingbury	Continue to enhance pitch quality and monitor with FA to achieve good PQS	n/a
Toynbee School (<i>Site Ref. 40</i>)	Chandlers Ford & Hiltingbury	Resurface 3G AGP; secure FA registration & CUA	£250k
Thornden School (<i>Site Ref. 41</i>)	Chandlers Ford & Hiltingbury	Resurface hockey AGP; secure CUA	£200k
VT Sports Ground (<i>Site Ref. 38</i>)	Bursledon Hamble & Hound	Replacement Cricket/Football Pavilion	£400k
Land east of Berrywood (<i>Potential new playing field site</i>)	Bursledon Hamble & Hound	Potential FA Parklife hub site in the south of the Borough (suitability, feasibility and facility mix to be determined)	£3.5m+
Greta Park Recreation Ground (<i>Site Ref. 13</i>)	Hedge End Botley & West End	Upgrade football changing rooms Improve pitch drainage	£50k (changing rooms)
Norman Rodaway Sports Ground (<i>Site Ref. 19</i>)	Hedge End Botley & West End	Short term: upgrade football changing rooms Medium term: floodlight main football pitch (<i>subject to progress of Berrywood project</i>)	£40k (changing rooms) £100k (floodlights)
Wildern School (<i>Site Ref. 46</i>)	Hedge End Botley & West End	New junior football pitch on playing field OR extension of 3G MUGA	£50k/200k

Site	LAC	Enhancement/Provision	Approx. Cost
<i>Cutbush Lane (leased to West End PC by Southampton CC)</i>	Hedge End Botley & West End	Feasibility of pavilion upgrade - <i>to be referenced in new Southampton PPS</i>	£15k (feasibility)
Turnpike Way (<i>Site Ref. 55</i>)	Hedge End Botley & West End	Car park improvements ECB pitch PQS report	£100k
Botley Recreation Ground (<i>Site Ref. 25</i>)	Hedge End Botley & West End	Car park extension Enhanced football/cricket pavilion 3G MUGA surface replacement (2018/19) FA pitch PQS report	£40k £100k £50k
Freegrounds Junior School (<i>Site Ref. 65</i>)	Hedge End Botley & West End	Feasibility of conversion or hard court area to small 3G MUGA with lights for dual use	£15k
The Hub (<i>Site Ref. 48</i>)	Bishopstoke Fair Oak & Horton Heath	Training lights to second rugby pitch Small extension to house players' gym	£30k £15k
Lapstone Playing Field (<i>Site Ref. 12</i>)	Bishopstoke Fair Oak & Horton Heath	Changing room extension for football and cricket teams Feasibility of second cricket pitch at site to be determined in Fair Oak	£200k £15k
Wyvern College (<i>Site Ref. 49</i>)	Bishopstoke Fair Oak & Horton Heath	3G MUGA surface replacement	
<i>Trojans Sports Ground (Site Ref. 1)</i>	<i>Test Valley</i>	Feasibility of second hockey AGP	£15k

5.3.2 Sports Facilities

Swimming Pools - Plans should be formulated for ongoing investment in enhancing the quality and financial sustainability of the community pool venues at Wildern School and the Hamble Sports Complex with renewal of the pool roof at Wildern School the priority. In addition, the need for additional water space to address forecast population growth in the Borough within the emerging Local Plan period to 2036 should be kept under regular review. Key factors to be considered will include:

- The impact on demand for swimming in the south east of the Borough of the recent opening of the new leisure centre at Sarisbury Green in Fareham (25m 6lane pool & learner pool)
- Whether outline proposals for a 50m pool in Winchester to replace the River Park Leisure Centre pools are implemented
- Any loss of supply and availability at pools in neighbouring Boroughs accessible from parts of Eastleigh. The small community pools at Red Lodge in Bassett and Oaklands in Lords Hill have known investment requirements and are reliant on small community trusts
- The impact on demand of the implementation of housing developments in the Borough with planning consents or already under construction (i.e. Allbrook Meadow; Land North of Bishopstoke and Fair Oak; Boorley Green, Botley; and Stoneham Park, Eastleigh)
- The implementation of housing development allocations to 2036 both in the Borough and in neighbouring Boroughs close to the Eastleigh boundary (e.g. North Whiteley in Winchester City 2km south east of Botley; allocations in the south of Test Valley including those at Whitenap in Romsey, Hoe Lane in North Baddesley and Park Farm in Stoneham; and Townhill Park in Southampton City)
- Swimming demand trends over the emerging Local Plan period (i.e. whether the recent upturn in swimming demand is sustained).

Sports Halls - Plans should be formulated for ongoing investment in enhancing the quality of the existing sports halls in the Borough. The current priority for capital investment is the roof at Toynbee School Sports Hall. There is also a need to consider whether there are deliverable opportunities to invest to save at the Hamble Sports Complex to improve the revenue position of this community sports facility. In addition, the need for additional sports hall space to address forecast population growth in the Borough within the emerging Local Plan period to 2036 will need to be kept under periodic review. Key factors to be considered in each review will be:

- The impact on the demand/supply balance of the new sports hall capacity at Fleming Park Leisure Centre and Hiltingbury Recreation Ground when these two projects are delivered
- Future increases in supply of floodlit artificial grass pitches accommodating 5 a side football currently programmed in sports halls which will release programme time for other indoor sport
- Any loss of supply and availability of sports halls in neighbouring Boroughs accessible from parts of Eastleigh
- The impact on demand of the implementation of housing developments in the Borough with planning consents or already under construction (i.e. Allbrook Meadow; Land North of Bishopstoke and Fair Oak; Boorley Green, Botley; and Stoneham Park, Eastleigh)
- The implementation of housing development allocations to 2036 both in the Borough and in neighbouring Boroughs close to the Eastleigh boundary (e.g. North Whiteley in Winchester City 2km south east of Botley; allocations in the south of Test Valley including those at Whitenap in Romsey, Hoe Lane in North Baddesley and Park Farm in Stoneham; and Townhill Park in Southampton City)
- The impact on the demand/supply balance of any new school sports halls with community use agreements resulting from strategic housing developments in the borough and its catchment (e.g. potentially in Hedge End)
- Demand trends in sports hall sports and the extent to which local clubs deliver on their development plans for growth.

Activity Halls - Assuming the new sports/activity hall planned for Hiltingbury Recreation Ground is delivered, there will be an adequate existing supply of activity halls distributed throughout the Borough to accommodate demand for small scale sport and recreation activities during the daytime, evenings and at weekends. However, due to the relative lack of sports centres in the Borough that offer daytime access (just Fleming Park Leisure Centre) and the ageing profile of the population, as the Borough population grows, it will be important to periodically reassess the adequacy of the supply.

Other facility types - In addition, specific facility enhancements or new provision should be considered for other sports as detailed in table 5.2 below.

Table 5.2: Priority Sports Facility Projects

Site	LAC	Enhancement/Provision	Approx. Cost
Fleming Park former golf course (Site Ref. 42)	Eastleigh & Allbrook	Complete wet weather trail and associated enhancements for informal sport/Parkrun	Funding secured
Lakeside Country Park (Site Ref. 22)	Eastleigh & Allbrook	Complete Triathlon clubhouse project (fit out)	Funding secured
Treasure Gymnastics	Eastleigh & Allbrook	Support club to secure a suitable unit for a permanent centre in the north of the Borough	tbc
Wide Lane Sports Ground (Site Ref. 3)	Eastleigh & Allbrook	Community tennis programme on existing courts in short term; consider feasibility with University of covering four courts for student and community use in long term.	tbc
Hiltingbury Recreation Ground (Site Ref. 47)	Chandlers Ford & Hiltingbury	New 4 court sports hall and upgrade of existing changing rooms and social facilities, potentially with cafe for site users including tennis players	£1.5 million (ex fees & VAT)
		Floodlights to 4 tennis courts to secure all year use (long term priority)	£40k (tennis floodlights)
Toynbee School (Site Ref. 40)	Chandlers Ford & Hiltingbury	Replacement roof for sports hall	tbc
Wildern School (Site Ref. 46)	Hedge End Botley & West End	Replacement roof for pool hall	tbc
Woodhouse Lane Recreation Park (Site Ref. 14)	Hedge End Botley & West End	Floodlights to 3 tennis courts to secure all year use. Feasibility of a community café/pavilion	£30k (tennis floodlights) £15k

Site	LAC	Enhancement/Provision	Approx. Cost
Moorgreen Recreation Ground (Site Ref. 15)	Hedge End Botley & West End	Resurfacing of tennis court	£15k
Hamble Sports Complex (Site Ref. 45)	Bursledon Hamble & Hound	Feasibility of invest to save opportunities - e.g. expanded health and fitness	tbc
Bursledon Recreation Ground (Site Ref. 27)	Bursledon Hamble & Hound	Resurfacing of tennis courts and addition of a third court	£60k
Fair Oak Squash Club (Site Ref. 16)	Bishopstoke Fair Oak & Horton Heath	Enhance ancillary facilities	£75k
River Itchen	n/a Boroughwide	Identify and promote suitable launch points with England Canoeing for informal paddle sports activity	tbc
<i>Southampton Outdoor Sports Centre - area central venue for netball and athletics</i>	<i>Southampton</i>	<i>Support SCC proposals to enhance facilities accessed by Eastleigh clubs - i.e. netball (court playing surface renewal), athletics (track and club room renewal)</i>	<i>n/a</i>

Contributions towards the delivery of the priority projects for enhancements to existing provision or new provision should continue to be sought under Section 106 of the Town and Country Planning Act 1990 or the Community Infrastructure Levy (CIL) mechanism from all qualifying developments. Through these mechanisms, appropriate contributions should also continue to be sought for ongoing maintenance.

The priority projects are those set out in Tables 5.1 and 5.2 (and any revisions made in future updates) as current at the time the planning application is submitted.

The site to receive the contribution should be located within the walk to catchment area of the development site (i.e. 1,000m approx.) or, if no such site exists, to the next closest priority site.



**Eastleigh Borough Council – Sports Facilities Needs Assessment & Playing
Pitch Strategy Update -
CONSULTATION Draft - February 2017**

REPORT FEEDBACK FORM

Please note that *feedback is only to be provided in this format please* and within the form below in order to manage the project team's responses and by the date specified.

Name	
Position / Organisation	
Date	

GENERAL COMMENTS

